# Rabbit KCNK9 Polyclonal Antibody | anti-KCNK9 antibody

KCNK9 (TASK-3) Polyclonal Antibody

| CATALOG # | HOST | REACTIVITY | APPLICATIONS |
|---|---|---|---|
| **AAA28901** | **Rabbit** | **Human, Mouse, Rat** | **Western Blot, Immunohistochemistry** |

## PRODUCT SYNONYMS

KCNK9; Polyclonal Antibody; KCNK9 (TASK-3) Polyclonal Antibody; Potassium channel subfamily K member 9 (Acid-sensitive potassium channel protein TASK-3)(TWIK-related acid-sensitive K (+) channel 3)(Two pore potassium channel KT3.2)(Two pore K (+) channel KT3.2); anti-KCNK9 antibody

## PRODUCT SPECIFICATIONS

| | |
|---|---|
| **Host** | Rabbit |
| **Reactivity** | Human, Mouse, Rat |
| **Clonality** | Polyclonal |
| **Applicable Applications for anti-KCNK9 antibody** | WB (Western Blot), IHC (Immunohistochemistry) |
| **Preparation and Storage** | Maintain refrigerated at 2-8 degree C for up to 2 weeks. For long term storage store at -20 degree C in small aliquots to prevent freeze-thaw cycles. |

## IMAGES

**Application Data**
Dilution: WB 1:1000-2000, IHC 1:100-200

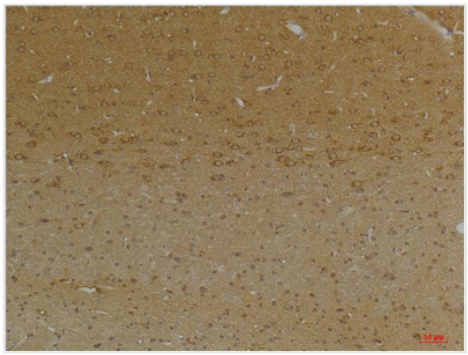

**Application Data**
Dilution: WB 1:1000-2000, IHC 1:100-200

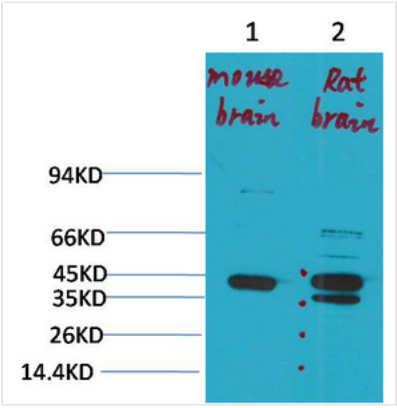


**Application Data**
Dilution: WB 1:1000-2000, IHC 1:100-200

**Application Data**
Dilution: WB 1:1000-2000, IHC 1:100-200

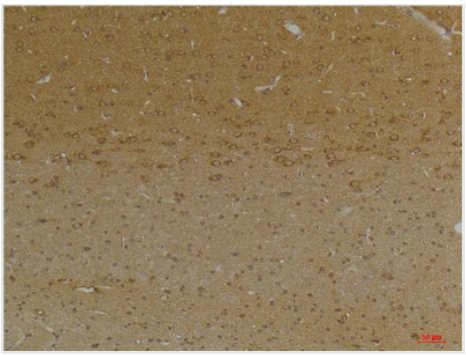

**Application Data**
Dilution: WB 1:1000-2000, IHC 1:100-200

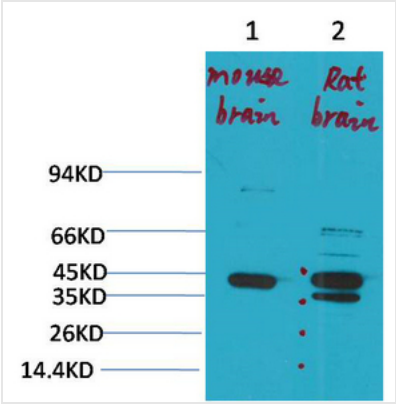


**WB (Western Blot)**
Dilution: WB 1:1000-2000, IHC 1:100-200

## ADDITIONAL INFORMATION

| | |
|---|---|
| **Related Product Information for anti-KCNK9 antibody** | pH-dependent, voltage-insensitive, background potassium channel protein. |

## NCBI AND UNIPROT INFORMATION

| | |
|---|---|
| **NCBI GI #** | 542133161 |
| **NCBI GeneID** | 51305 |
| **NCBI Accession #** | NP_001269463.1 |
| **NCBI GenBank Nucleotide #** | NM_001282534.1 |
| **UniProt Accession #** | Q9NPC2; Q2M290; Q540F2 |
| **Molecular Weight** | 42,264 Da |
| **NCBI Official Full Name** | potassium channel subfamily K member 9 |
| **NCBI Official Synonym Full Names** | potassium two pore domain channel subfamily K member 9 |
| **NCBI Official Symbol** | KCNK9 |
| **NCBI Official Synonym Symbols** | KT3.2; TASK3; K2p9.1; TASK-3 |
| **NCBI Protein Information** | potassium channel subfamily K member 9 |
| **UniProt Protein Name** | Potassium channel subfamily K member 9 |
| **UniProt Gene Name** | **KCNK9** |
| **UniProt Synonym Gene Names** | TASK3; Two pore K(+) channel KT3.2 |

**For Research Use Only.** Not for use in diagnostic or therapeutic procedures. Small volumes of product may become entrapped in the seal of the vial during shipment and storage; if necessary, briefly centrifuge the vial on a tabletop centrifuge to dislodge any liquid in the cap.

**AAA Biotech** | Tel: +1 (619) 604-9440 | Fax: +1 (619) 604-9441 | contact@aaabiotech.com
Online datasheet: https://www.aaabiotech.com/polyclonal/kcnk9-antibody-western-blot-immunohistochemistry-elisa/28901