Rabbit anti-Human cGKII Polyclonal Antibody | anti-PRKG2 antibody

cGKII Antibody (C-term)

CATALOG #	HOST	REACTIVITY	APPLICATIONS
AAA289463	**Rabbit**	**Human**	**Immunohistochemistry, ELISA, Western Blot**

PRODUCT SYNONYMS

cGKII; Polyclonal Antibody; cGKII Antibody (C-term); cGMP-dependent protein kinase 2; cGK 2; cGK2; cGMP-dependent protein kinase II; PRKG2; PRKGR2; anti-PRKG2 antibody

PRODUCT SPECIFICATIONS

Host	Rabbit
Reactivity	Human
Clonality	Polyclonal
Isotype	Rabbit Ig
Specificity	This cGKII antibody is generated from rabbits immunized with a KLH conjugated synthetic peptide between 714-744 amino acids from the C-terminal region of human cGKII.
Purity/Purification	Purified Rabbit Polyclonal Antibody (Pab)
Form/Format	Purified polyclonal antibody supplied in PBS with 0.09% (W/V) sodium azide. This antibody is prepared by Saturated Ammonium Sulfate (SAS) precipitation followed by dialysis against PBS.
Concentration	Vial Concentration: 1.71 (varies by lot)
Sequence Positions	714-744
Sequence Length	733
Applicable Applications for anti-PRKG2 antibody	IHC (Immunohistochemistry), ELISA, WB (Western Blot)
Antigen Type	Synthetic Peptide
Antigen Source	HUMAN
Preparation and Storage	Maintain refrigerated at 2-8 degree C for up to 6 months. For long term storage store at -20 degree C in small aliquots to prevent freeze-thaw cycles.

IMAGES

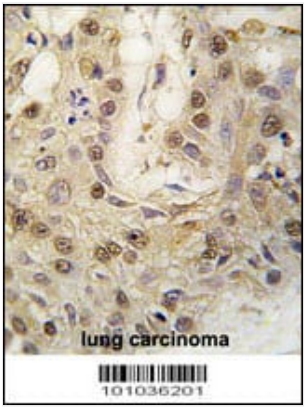

IHC (Immunohistochemisry)
Formalin-fixed and paraffin-embedded human lung carcinoma tissue reacted with cGKII antibody (C-term) , which was peroxidase-conjugated to the secondary antibody, followed by DAB staining. This data demonstrates the use of this antibody for immunohistochemistry; clinical relevance has not been evaluated.

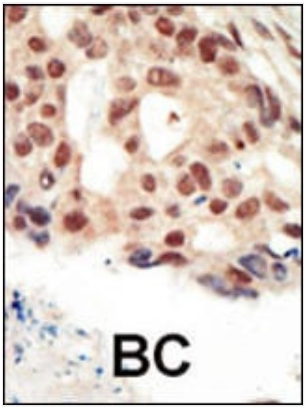

IHC (Immunohiostchemistry)
Formalin-fixed and paraffin-embedded human cancer tissue reacted with the primary antibody, which was peroxidase-conjugated to the secondary antibody, followed by AEC staining. This data demonstrates the use of this antibody for immunohistochemistry; clinical relevance has not been evaluated. BC = breast carcinoma; HC = hepatocarcinoma.



WB (Western Blot)
Western blot analysis of cGKII (arrow) using cGKII Antibody (C-term). 293 cell lysates (2 ug/lane) either nontransfected (Lane 1) or transiently transfected with the PRKG2 gene (Lane 2).

ADDITIONAL INFORMATION

Related Product Information for anti-PRKG2 antibody	cGKII is thought to play a key role in a diverse set of physiological pathway. cGKII may mediate intestinal secretion of water and electrolytes induced by the E. coli toxin STa and the intestinal peptide guanylin. Edentification of the pathway that mediates intestinal fluid secretion by E. coli STa has potential medical implications because STa causes traveler's diarrhea and about 50% of infant mortality in developing countries. Transfection experiments in human cells disclose that cGKII phosphorylates SOX9 and attenuates SOX9 function by inhibiting its nuclear entry. Impaired differentiation of cultured KMI chondrocytes can be restored by silencing Sox9 by RNA interference. cGKII is postulated to be a molecular switch that couples the cessation of proliferation and the start of hypertrophic chondrocyte differentiation through attenuating SOX9 function.
Product Categories/Family for anti-PRKG2 antibody	Signal Transduction
References	Vaandrager, A.B., et al., J. Biol. Chem. 278(31):28651-28658 (2003). Gambaryan, S., et al., Biochem. Biophys. Res. Commun. 293(5):1438-1444 (2002). Orstavik, S., et al., Biochem. Biophys. Res. Commun. 220(3):759-765 (1996). Fujii, M., et al., FEBS Lett. 375(3):263-267 (1995).

NCBI AND UNIPROT INFORMATION

NCBI GI #	5453978

NCBI GeneID	5593
NCBI Accession #	NP_006250.1
NCBI GenBank Nucleotide #	NM_006259.2
UniProt Accession #	Q13237; O00125; O60916; B4DMX3; E7EPE6
Molecular Weight	87432
NCBI Official Full Name	cGMP-dependent protein kinase 2 isoform a
NCBI Official Synonym Full Names	protein kinase, cGMP-dependent, type II
NCBI Official Symbol	PRKG2
NCBI Official Synonym Symbols	cGK2; cGKII; PRKGR2
NCBI Protein Information	cGMP-dependent protein kinase 2
UniProt Protein Name	cGMP-dependent protein kinase 2
UniProt Gene Name	**PRKG2**
UniProt Synonym Gene Names	PRKGR2; cGK 2; cGK2; cGKII
UniProt Entry Name	KGP2_HUMAN

For Research Use Only. Not for use in diagnostic or therapeutic procedures. Small volumes of product may become entrapped in the seal of the vial during shipment and storage; if necessary, briefly centrifuge the vial on a tabletop centrifuge to dislodge any liquid in the cap.

AAA Biotech | Tel: +1 (619) 604-9440 | Fax: +1 (619) 604-9441 | contact@aaabiotech.com
Online datasheet: https://www.aaabiotech.com/polyclonal/cgkii-antibody-immunohistochemistry-western-blot-elisa/289463