Rabbit anti-Human Lipocalin-1 Polyclonal Antibody | anti-LCN1 antibody

Lipocalin-1 Polyclonal Antibody

CATALOG #	HOST	REACTIVITY	APPLICATIONS
AAA29183	**Rabbit**	**Human**	**Western Blot, Immunohistochemistry**

PRODUCT SYNONYMS

Lipocalin-1; Polyclonal Antibody; Lipocalin-1 Polyclonal Antibody; LCN1; VEGP; Tear lipocalin; Tlc; Tear prealbumin; TP; Von Ebner gland protein; VEG protein; anti-LCN1 antibody

PRODUCT SPECIFICATIONS

Host	Rabbit
Reactivity	Human
Clonality	Polyclonal
Applicable Applications for anti-LCN1 antibody	WB (Western Blot), IHC (Immunohistochemistry)
Preparation and Storage	Maintain refrigerated at 2-8 degree C for up to 2 weeks. For long term storage store at -20 degree C in small aliquots to prevent freeze-thaw cycles.

IMAGES

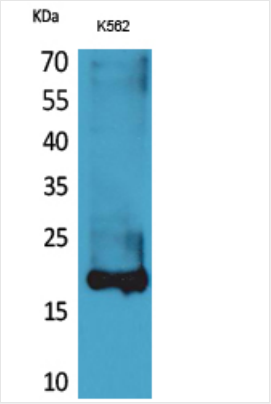

WB (Western Blot)
Dilution: Western Blot: 1/500 - 1/2000. IHC-p: 1:100-300 ELISA: 1/20000. Not yet tested in other applications.

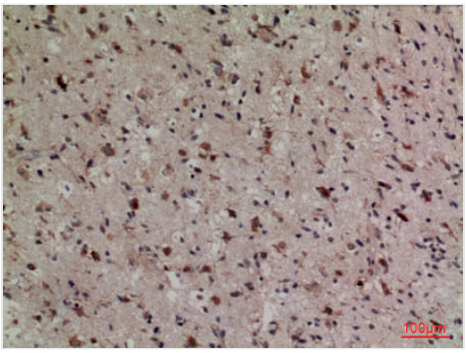

IHC (Immunohistchemistry)
Dilution: Western Blot: 1/500 - 1/2000. IHC-p: 1:100-300 ELISA: 1/20000. Not yet tested in other applications.

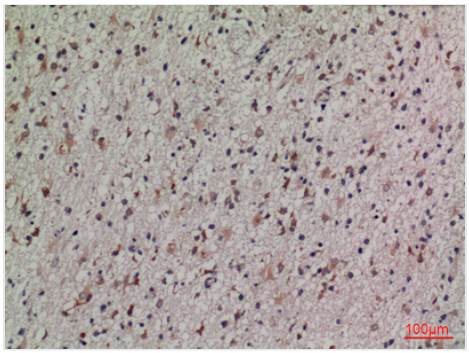

IHC (Immunohistochemistry)
Dilution: Western Blot: 1/500 - 1/2000. IHC-p: 1:100-300 ELISA: 1/20000. Not yet tested in other applications.

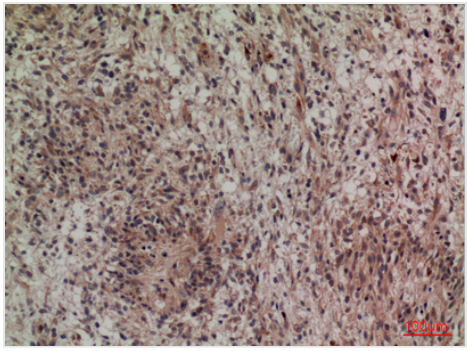

IHC (Immunohistochemistry-Paraffin)
Dilution: Western Blot: 1/500 - 1/2000. IHC-p: 1:100-300 ELISA: 1/20000. Not yet tested in other applications.

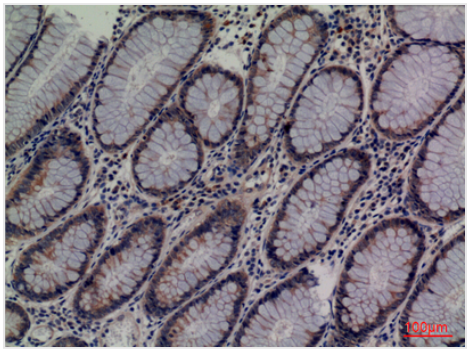

IHC (Immunohistochemistry-Paraffin)
Dilution: Western Blot: 1/500 - 1/2000. IHC-p: 1:100-300 ELISA: 1/20000. Not yet tested in other applications.

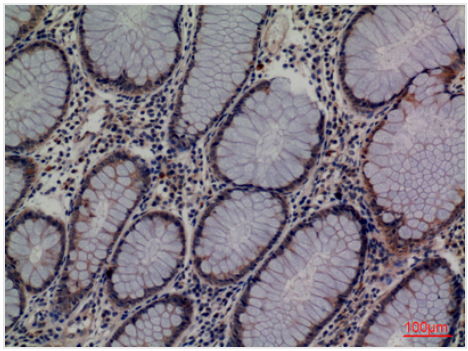

IHC (Immunohistochemistry-Paraffin)
Dilution: Western Blot: 1/500 - 1/2000. IHC-p: 1:100-300 ELISA: 1/20000. Not yet tested in other applications.

ADDITIONAL INFORMATION

Related Product Information for anti-LCN1 antibody	Could play a role in taste reception. Could be necessary for the concentration and delivery of sapid molecules in the gustatory system. Can bind various ligands, with chemical structures ranging from lipids and retinoids to the macrocyclic antibiotic rifampicin and even to microbial siderophores. Exhibits an extremely wide ligand pocket.

NCBI AND UNIPROT INFORMATION

NCBI GI #	4504963
NCBI GeneID	3933
NCBI Accession #	NP_002288.1
NCBI GenBank Nucleotide #	NM_002297.3
UniProt Accession #	P31025; Q5T8A1
Molecular Weight	19,250 Da
NCBI Official Full Name	lipocalin-1 isoform 1
NCBI Official Synonym Full Names	lipocalin 1
NCBI Official Symbol	LCN1
NCBI Official Synonym Symbols	TP; TLC; PMFA; VEGP
NCBI Protein Information	lipocalin-1; VEG protein; tear prealbumin; Von Ebner gland protein; lipocalin 1 (tear prealbumin); protein migrating faster than albumin
UniProt Protein Name	Lipocalin-1
UniProt Gene Name	**LCN1**

UniProt Synonym Gene Names	VEGP; Tlc; TP; VEG protein
UniProt Entry Name	LCN1_HUMAN

For Research Use Only. Not for use in diagnostic or therapeutic procedures. Small volumes of product may become entrapped in the seal of the vial during shipment and storage; if necessary, briefly centrifuge the vial on a tabletop centrifuge to dislodge any liquid in the cap.

AAA Biotech | Tel: +1 (619) 604-9440 | Fax: +1 (619) 604-9441 | contact@aaabiotech.com
Online datasheet: https://www.aaabiotech.com/polyclonal/lipocalin-1-antibody-western-blot-immunohistochemistry-elisa/29183