Rabbit anti-Human IL-12A p35 Polyclonal Antibody | anti-IL-12A antibody

IL-12A p35 Polyclonal Antibody

CATALOG #	HOST	REACTIVITY	APPLICATIONS
AAA29257	**Rabbit**	**Human**	**Western Blot, Immunohistochemistry**

PRODUCT SYNONYMS

IL-12A p35; Polyclonal Antibody; IL-12A p35 Polyclonal Antibody; IL12A; NKSF1; Interleukin-12 subunit alpha; IL-12A; Cytotoxic lymphocyte maturation factor 35 kDa subunit; CLMF p35; IL-12 subunit p35; NK cell stimulatory factor chain 1; anti-IL-12A antibody

PRODUCT SPECIFICATIONS

Host	Rabbit
Reactivity	Human
Clonality	Polyclonal
Applicable Applications for anti-IL-12A antibody	WB (Western Blot), IHC (Immunohistochemistry)
Preparation and Storage	Maintain refrigerated at 2-8 degree C for up to 2 weeks. For long term storage store at -20 degree C in small aliquots to prevent freeze-thaw cycles.

IMAGES



WB (Western Blot)
Dilution: Western Blot: 1/500 - 1/2000. IHC-p: 1/100-1/300. ELISA: 1/20000. Not yet tested in other applications.

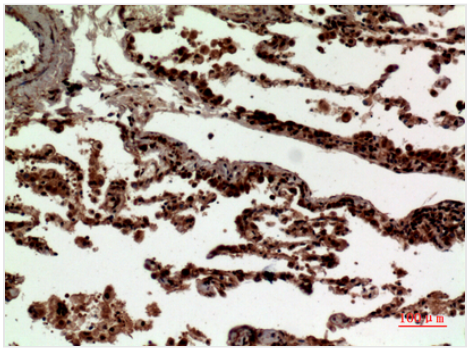

IHC (Immunohistchemistry)
Dilution: Western Blot: 1/500 - 1/2000. IHC-p: 1/100-1/300. ELISA: 1/20000. Not yet tested in other applications.

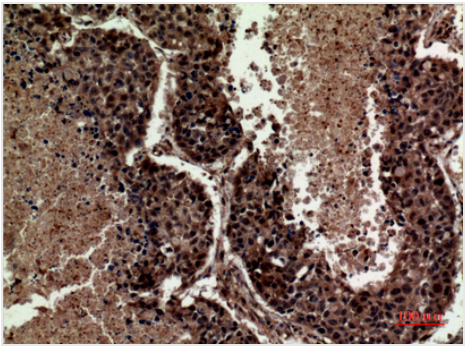

IHC (Immunohistochemistry)
Dilution: Western Blot: 1/500 - 1/2000. IHC-p: 1/100-1/300. ELISA: 1/20000. Not yet tested in other applications.

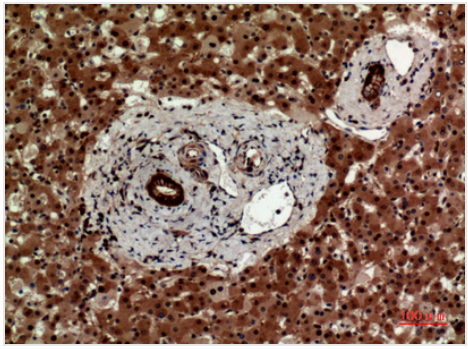

IHC (Immunohistochemistry-Paraffin)
Dilution: Western Blot: 1/500 - 1/2000. IHC-p: 1/100-1/300. ELISA: 1/20000. Not yet tested in other applications.

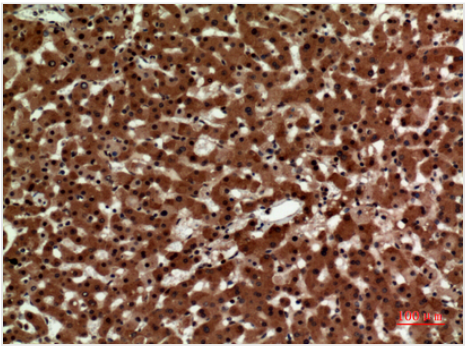

IHC (Immunohistochemistry-Paraffin)
Dilution: Western Blot: 1/500 - 1/2000. IHC-p: 1/100-1/300. ELISA: 1/20000. Not yet tested in other applications.

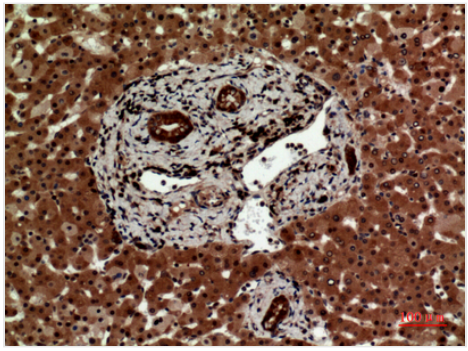

IHC (Immunohistochemistry-Paraffin)
Dilution: Western Blot: 1/500 - 1/2000. IHC-p: 1/100-1/300. ELISA: 1/20000. Not yet tested in other applications.

ADDITIONAL INFORMATION

Related Product Information for anti-IL-12A antibody	Cytokine that can act as a growth factor for activated T and NK cells, enhance the lytic activity of NK/lymphokine-activated killer cells, and stimulate the production of IFN-gamma by resting PBMC.

NCBI AND UNIPROT INFORMATION

NCBI GI #	24430219
NCBI GeneID	3592
NCBI Accession #	NP_000873.2
NCBI GenBank Nucleotide #	NM_000882.3
UniProt Accession #	P29459; Q96QZ1
Molecular Weight	24,874 Da
NCBI Official Full Name	interleukin-12 subunit alpha
NCBI Official Synonym Full Names	interleukin 12A
NCBI Official Symbol	IL12A
NCBI Official Synonym Symbols	P35; CLMF; NFSK; NKSF1; IL-12A
NCBI Protein Information	interleukin-12 subunit alpha; CLMF p35; IL35 subunit; IL-12, subunit p35; interleukin 12, p35; interleukin-12 alpha chain; NF cell stimulatory factor chain 1; NK cell stimulatory factor chain 1; cytotoxic lymphocyte maturation factor 1, p35; cytotoxic lym
UniProt Protein Name	Interleukin-12 subunit alpha
UniProt Gene Name	**IL12A**

UniProt Synonym Gene Names	NKSF1; IL-12A; CLMF p35; NKSF1
UniProt Entry Name	IL12A_HUMAN

For Research Use Only. Not for use in diagnostic or therapeutic procedures. Small volumes of product may become entrapped in the seal of the vial during shipment and storage; if necessary, briefly centrifuge the vial on a tabletop centrifuge to dislodge any liquid in the cap.

AAA Biotech | Tel: +1 (619) 604-9440 | Fax: +1 (619) 604-9441 | contact@aaabiotech.com
Online datasheet: https://www.aaabiotech.com/polyclonal/il-12a-p35-antibody-western-blot-immunohistochemistry-elisa/29257