Rabbit STEAP2 Polyclonal Antibody | anti-STEAP2 antibody

Anti-STEAP2 Antibody

CATALOG #	HOST	REACTIVITY	APPLICATIONS
AAA292988	**Rabbit**	**Human, Mouse, Rat, Bovine**	**Immunohistochemistry, Immunofluorescence, Western Blot**

PRODUCT SYNONYMS

STEAP2; Polyclonal Antibody; Anti-STEAP2 Antibody; PCANAP1; STAMP1; Metalloreductase STEAP2; Prostate cancer-associated protein 1; Protein up-regulated in metastatic prostate cancer; PUMPCn; Six-transmembrane epithelial antigen of prostate 2; SixTransMembrane protein of prostate 1; anti-STEAP2 antibody

PRODUCT SPECIFICATIONS

Host	Rabbit
Reactivity	Human, Mouse, Rat, Bovine
Clonality	Polyclonal
Applicable Applications for anti-STEAP2 antibody	IHC (Immunohistochemistry), IC (Immunochemistry), IF (Immunofluorescence), WB (Western Blot)
Preparation and Storage	Maintain refrigerated at 2-8 degree C for up to 2 weeks. For long term storage store at -20 degree C in small aliquots to prevent freeze-thaw cycles.

IMAGES

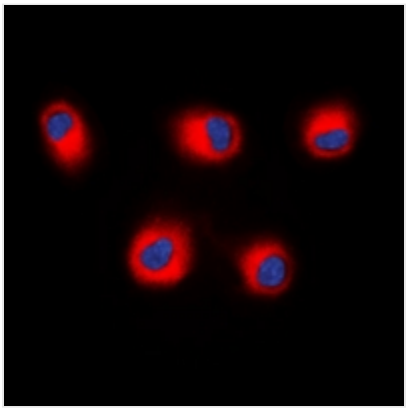

IF (Immunofluorescence)
Dilution: WB (1/500 - 1/2000), IH (1/50 - 1/200), IF/IC (1/50 - 1/100

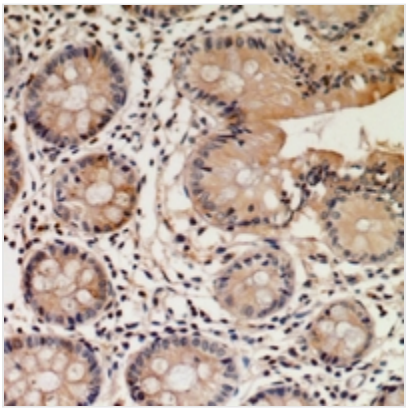

IHC (Immunohiostchemistry)
Dilution: WB: (1/500 - 1/2000), IH (1/50 - 1/200), IF/IC (1/50 - 1/100)Immunohistochemical analysis of STEAP2 staining in human colon cancer formalin fixed paraffin embedded tissue section. The section was pre-treated using heat mediated antigen retrieval with sodium citrate buffer (pH 6.0). The section was then incubated with the antibody at room temperature and detected using an HRP conjugated compact polymer system. DAB was used as the chromogen. The section was then counterstained with haematoxylin and mounted with DPX.

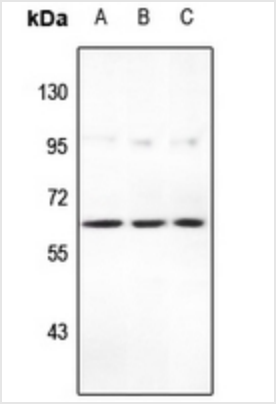

WB (Western Blot)
Dilution: WB (1/500 - 1/2000), IH (1/50 - 1/200), IF/IC (1/50 - 1/100)Western blot analysis of STEAP2 expression in PC3 (A), HEK293T (B), A549 (C) whole cell lysates.

ADDITIONAL INFORMATION

Related Product Information for anti-STEAP2 antibody	Rabbit polyclonal antibody to STEAP2 KLH-conjugated synthetic peptide encompassing a sequence within the C-term region of human STEAP2. The exact sequence is proprietary.

NCBI AND UNIPROT INFORMATION

NCBI GI #	100913194
NCBI GeneID	261729
NCBI Accession #	NP_001035755.1
NCBI GenBank Nucleotide #	NM_001040665.1
UniProt Accession #	Q8NFT2; Q6UXN6; Q6YPB1; Q8IUE7; A4D1F1; G5E9C6
Molecular Weight	56,056 Da
NCBI Official Full Name	metalloreductase STEAP2 isoform a
NCBI Official Synonym Full Names	STEAP family member 2, metalloreductase
NCBI Official Symbol	STEAP2
NCBI Official Synonym Symbols	STMP; IPCA1; PUMPCn; STAMP1; PCANAP1
NCBI Protein Information	metalloreductase STEAP2; prostate cancer associated protein 1; prostate cancer-associated protein 1; SixTransMembrane Protein of Prostate 1; protein upregulated in metastatic prostate cancer; protein up-regulated in metastatic prostate cancer; six transme
UniProt Protein Name	Metalloreductase STEAP2
UniProt Gene Name	**STEAP2**
UniProt Synonym Gene Names	PCANAP1; STAMP1; PUMPCn
UniProt Entry Name	STEA2_HUMAN

For Research Use Only. Not for use in diagnostic or therapeutic procedures. Small volumes of product may become entrapped in the seal of the vial during shipment and storage; if necessary, briefly centrifuge the vial on a tabletop centrifuge to dislodge any liquid in the cap.

AAA Biotech | Tel: +1 (619) 604-9440 | Fax: +1 (619) 604-9441 | contact@aaabiotech.com
Online datasheet: https://www.aaabiotech.com/polyclonal/steap2-antibody-immunohistochemistry-immunochemistry-immunofluorescence-western-blot-elisa/292988