# Rabbit CUL-1 Polyclonal Antibody | anti-CUL-1 antibody

CUL-1 Polyclonal Antibody

| CATALOG # | HOST | REACTIVITY | APPLICATIONS |
|---|---|---|---|
| **AAA29377** | **Rabbit** | **Human, Mouse, Rat** | **Immunohistochemistry** |

## PRODUCT SYNONYMS

CUL-1; Polyclonal Antibody; CUL-1 Polyclonal Antibody; Cullin-1 (CUL-1); anti-CUL-1 antibody

## PRODUCT SPECIFICATIONS

| | |
|---|---|
| **Host** | Rabbit |
| **Reactivity** | Human, Mouse, Rat |
| **Clonality** | Polyclonal |
| **Applicable Applications for anti-CUL-1 antibody** | IHC (Immunohistochemistry) |
| **Preparation and Storage** | Maintain refrigerated at 2-8 degree C for up to 2 weeks. For long term storage store at -20 degree C in small aliquots to prevent freeze-thaw cycles. |

## IMAGES

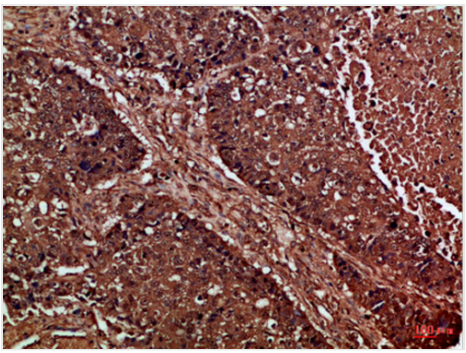

**IHC (Immunohistchemistry)**
Dilution: IHC-p 1:50-200, ELISA 1:10000-20000

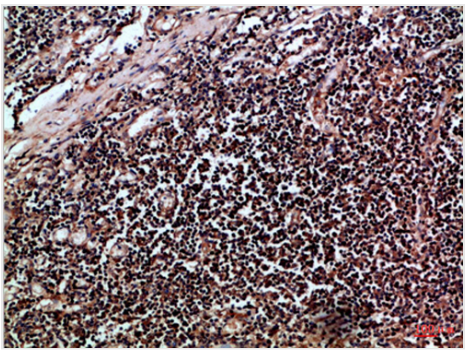

**IHC (Immunohistochemistry)**
Dilution: IHC-p 1:50-200, ELISA 1:10000-20000

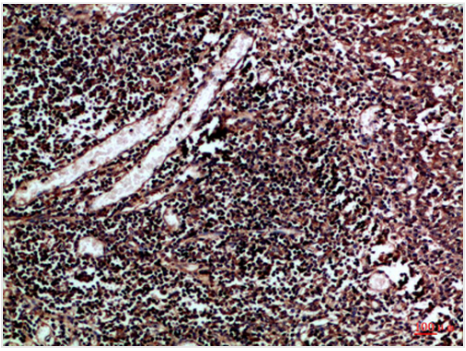

**IHC (Immunohistochemistry-Paraffin)**
Dilution: IHC-p 1:50-200, ELISA 1:10000-20000

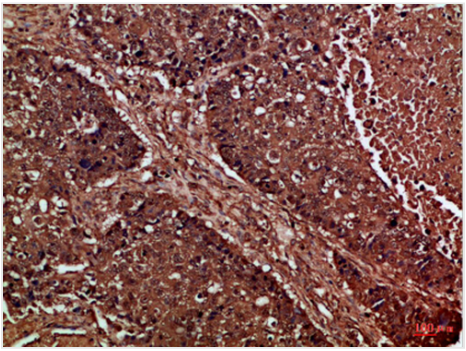

**IHC (Immunohistochemistry-Paraffin)**
Dilution: IHC-p 1:50-200, ELISA 1:10000-20000

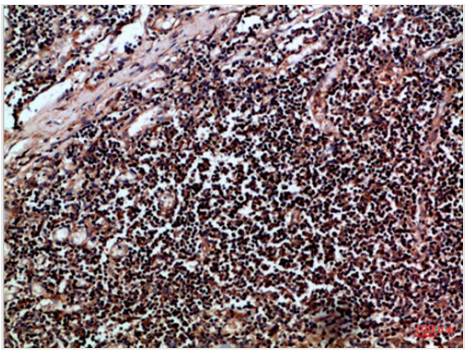

**IHC (Immunohistochemistry-Paraffin)**
Dilution: IHC-p 1:50-200, ELISA 1:10000-20000

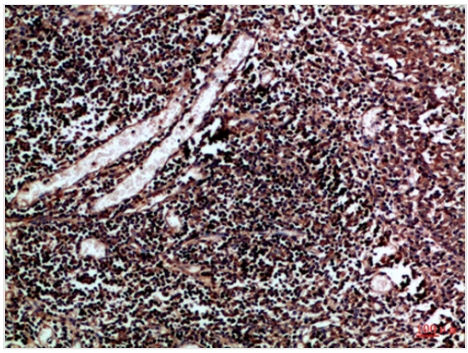

**IHC (Immunohistochemistry)**
Dilution: IHC-p 1:50-200, ELISA 1:10000-20000

## ADDITIONAL INFORMATION

| | |
|---|---|
| **Related Product Information for anti-CUL-1 antibody** | Core component of multiple cullin-RING-based SCF (SKP1- CUL1-F-box protein) E3 ubiquitin-protein ligase complexes, which mediate the ubiquitination of proteins involved in cell cycle progression, signal transduction and transcription. SCF complexes and ARIH1 collaborate in tandem to mediate ubiquitination of target proteins (PubMed:25503564). SCF (SKP2) directs ubiquitination of phosphorylated CDKN1B/p27kip and is involved in regulation of G1/S transition. SCF (SKP2) directs ubiquitination of ORC1, CDT1, RBL2, ELF4, CDKN1A, RAG2, FOXO1A, and probably MYC and TAL1. SCF (FBXW7) directs ubiquitination of CCNE1, NOTCH1 released notch intracellular domain (NICD), and probably PSEN1. SCF (FBXW2) directs ubiquitination of GCM1. SCF (FBXO32) directs ubiquitination of MYOD1. SCF (FBXO7) directs ubiquitination of BIRC2 and DLGAP5. SCF (FBXO33) directs ubiquitination of YBX1. SCF (FBXO1) directs ubiquitination of BCL6 and DTL but does not seem to direct ubiquitination of TP53. SCF (BTRC) mediates the ubiquitination of NFKBIA at 'Lys-21' and 'Lys-22'; the degradation frees the associated NFKB1-RELA dimer to translocate into the nucleus and to activate transcription. SCF (CCNF) directs ubiquitination of CCP110. SCF (FBXL3) and SCF (FBXL21) direct ubiquitination of CRY1 and CRY2. SCF (FBXO9) directs ubiquitination of TTI1 and TELO2. SCF (FBXO10) directs ubiquitination of BCL2. |

## NCBI AND UNIPROT INFORMATION

| | |
|---|---|
| **NCBI GI #** | 32307161 |
| **NCBI GeneID** | 8454 |
| **NCBI Accession #** | NP_003583.2 |
| **NCBI GenBank Nucleotide #** | NM_003592.2 |
| **UniProt Accession #** | Q13616; O60719; Q08AL6; Q8IYW1; D3DWG3 |
| **Molecular Weight** | 89,679 Da |
| **NCBI Official Full Name** | cullin-1 |
| **NCBI Official Synonym Full Names** | cullin 1 |
| **NCBI Official Symbol** | CUL1 |
| **NCBI Protein Information** | cullin-1; CUL-1 |
| **UniProt Protein Name** | Cullin-1 |
| **UniProt Gene Name** | **CUL1** |
| **UniProt Synonym Gene Names** | CUL-1 |
| **UniProt Entry Name** | CUL1_HUMAN |

**For Research Use Only.** Not for use in diagnostic or therapeutic procedures. Small volumes of product may become entrapped in the seal of the vial during shipment and storage; if necessary, briefly centrifuge the vial on a tabletop centrifuge to dislodge any liquid in the cap.

**AAA Biotech** | Tel: +1 (619) 604-9440 | Fax: +1 (619) 604-9441 | contact@aaabiotech.com
Online datasheet: https://www.aaabiotech.com/polyclonal/cul-1-antibody-immunohistochemistry-elisa/29377