Rabbit IGF-IR Polyclonal Antibody | anti-IGF-IR antibody

IGF-IR (phospho Tyr1161) Polyclonal Antibody

CATALOG #	HOST	REACTIVITY	APPLICATIONS
AAA294097	**Rabbit**	**Human, Mouse, Rat**	**Immunofluorescence, Immunohistochemistry, Western Blot**

PRODUCT SYNONYMS

IGF-IR; Polyclonal Antibody; IGF-IR (phospho Tyr1161) Polyclonal Antibody; IGF1R; Insulin-like growth factor 1 receptor; Insulin-like growth factor I receptor; IGF-I receptor; CD antigen CD221; INSR; Insulin receptor; IR; CD antigen CD220; anti-IGF-IR antibody

PRODUCT SPECIFICATIONS

Host	Rabbit
Reactivity	Human, Mouse, Rat
Clonality	Polyclonal
Applicable Applications for anti-IGF-IR antibody	IF (Immunofluorescence), IHC (Immunohistochemistry), WB (Western Blot)
Preparation and Storage	Maintain refrigerated at 2-8 degree C for up to 2 weeks. For long term storage store at -20 degree C in small aliquots to prevent freeze-thaw cycles.

IMAGES

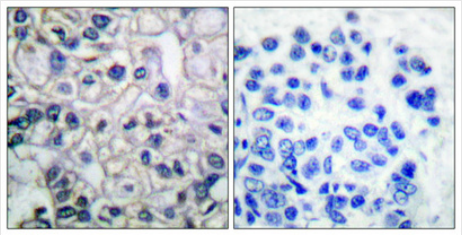

IHC (Immunohistochemistry)
Dilution: Western Blot: 1/500 - 1/2000. Immunohistochemistry: 1/100 - 1/300.
Immunofluorescence: 1/200 - 1/1000. ELISA: 1/40000. Not yet tested in other applications.

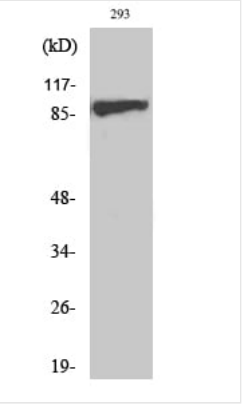

WB (Western Blot)
Dilution: Western Blot: 1/500 - 1/2000. Immunohistochemistry: 1/100 - 1/300.
Immunofluorescence: 1/200 - 1/1000. ELISA: 1/40000. Not yet tested in other applications.

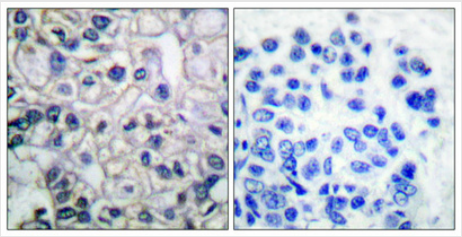

IHC (Immunohiostchemistry)
Dilution: Western Blot: 1/500 - 1/2000. Immunohistochemistry: 1/100 - 1/300.
Immunofluorescence: 1/200 - 1/1000. ELISA: 1/40000. Not yet tested in other applications.



WB (Western Blot)
Dilution: Western Blot: 1/500 - 1/2000. Immunohistochemistry: 1/100 - 1/300.
Immunofluorescence: 1/200 - 1/1000. ELISA: 1/40000. Not yet tested in other applications.

NCBI AND UNIPROT INFORMATION

NCBI GI #	4557665
NCBI GeneID	3480
NCBI Accession #	NP_000866.1
NCBI GenBank Nucleotide #	NM_000875.3
UniProt Accession #	P08069; P06213
Molecular Weight	154,793 Da
NCBI Official Full Name	insulin-like growth factor 1 receptor
NCBI Official Synonym Full Names	insulin-like growth factor 1 receptor
NCBI Official Symbol	IGF1R
NCBI Official Synonym Symbols	IGFR; CD221; IGFIR; JTK13
NCBI Protein Information	insulin-like growth factor 1 receptor; IGF-I receptor; soluble IGF1R variant 1; soluble IGF1R variant 2; insulin-like growth factor I receptor
UniProt Protein Name	Insulin-like growth factor 1 receptor
UniProt Gene Name	**IGF1R**
UniProt Synonym Gene Names	IGF-I receptor
UniProt Entry Name	IGF1R_HUMAN

For Research Use Only. Not for use in diagnostic or therapeutic procedures. Small volumes of product may become entrapped in the seal of the vial during shipment and storage; if necessary, briefly centrifuge the vial on a tabletop centrifuge to dislodge any liquid in the cap.

AAA Biotech | Tel: +1 (619) 604-9440 | Fax: +1 (619) 604-9441 | contact@aaabiotech.com
Online datasheet: https://www.aaabiotech.com/polyclonal/igf-ir-antibody-immunofluorescence-immunohistochemistry-western-blot-elisa/294097