# Rabbit anti-Human, Mouse ELOVL1 Polyclonal Antibody | anti-ELOVL1 antibody

ELOVL1 Polyclonal Antibody

| CATALOG # | HOST | REACTIVITY | APPLICATIONS |
|---|---|---|---|
| **AAA294747** | **Rabbit** | **Human, Mouse** | **Immunohistochemistry, Western Blot** |

## PRODUCT SYNONYMS

ELOVL1; Polyclonal Antibody; ELOVL1 Polyclonal Antibody; SSC1; CGI-88; Elongation of very long chain fatty acids protein 1; 3-keto acyl-CoA synthase ELOVL1; ELOVL fatty acid elongase 1; ELOVL FA elongase 1; anti-ELOVL1 antibody

## PRODUCT SPECIFICATIONS

| | |
|---|---|
| **Host** | Rabbit |
| **Reactivity** | Human, Mouse |
| **Clonality** | Polyclonal |
| **Applicable Applications for anti-ELOVL1 antibody** | IHC (Immunohistochemistry), WB (Western Blot) |
| **Preparation and Storage** | Maintain refrigerated at 2-8 degree C for up to 2 weeks. For long term storage store at -20 degree C in small aliquots to prevent freeze-thaw cycles. |

## IMAGES

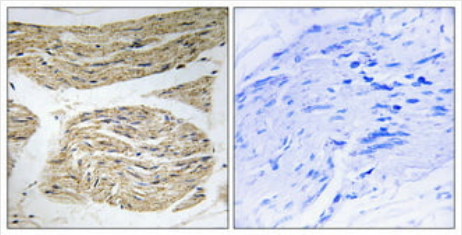

**IHC (Immunohistochemistry)**
Dilution: Western Blot: 1/500 - 1/2000. ELISA: 1/40000. Not yet tested in other applications.




**WB (Western Blot)**
Dilution: Western Blot: 1/500 - 1/2000. ELISA: 1/40000. Not yet tested in other applications.

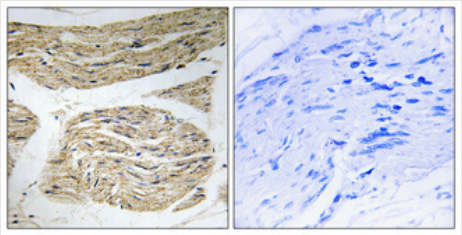

**IHC (Immunohiostchemistry)**
Dilution: Western Blot: 1/500 - 1/2000. ELISA: 1/40000. Not yet tested in other applications.

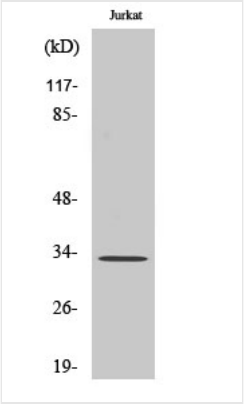


**WB (Western Blot)**
Dilution: Western Blot: 1/500 - 1/2000. ELISA: 1/40000. Not yet tested in other applications.

## ADDITIONAL INFORMATION

| | |
|---|---|
| **Related Product Information for anti-ELOVL1 antibody** | Catalyzes the first and rate-limiting reaction of the four reactions that constitute the long-chain fatty acids elongation cycle. This endoplasmic reticulum-bound enzymatic process allows the addition of 2 carbons to the chain of long- and very long-chain fatty acids (VLCFAs) per cycle. Condensing enzyme that exhibits activity toward saturated C18 to C26 acyl-CoA substrates, with the highest activity towards C22:0 acyl-CoA. May participate in the production of both saturated and monounsaturated VLCFAs of different chain lengths that are involved in multiple biological processes as precursors of membrane lipids and lipid mediators. Important for saturated C24:0 and monounsaturated C24:1 sphingolipid synthesis. Indirectly inhibits RPE65 via production of VLCFAs. |

## NCBI AND UNIPROT INFORMATION

| | |
|---|---|
| **NCBI GI #** | 373938448 |
| **NCBI GeneID** | 64834 |
| **NCBI Accession #** | NP_001243328.1 |
| **NCBI GenBank Nucleotide #** | NM_001256399.1 |
| **UniProt Accession #** | Q9BW60; Q53HT2; Q5JUY3; Q8WXU3; Q9NVD9; Q9Y396; B4DP24 |
| **Molecular Weight** | 32,663 Da |
| **NCBI Official Full Name** | elongation of very long chain fatty acids protein 1 isoform 1 |
| **NCBI Official Synonym Full Names** | ELOVL fatty acid elongase 1 |
| **NCBI Official Symbol** | ELOVL1 |
| **NCBI Official Synonym Symbols** | Ssc1; CGI-88 |
| **NCBI Protein Information** | elongation of very long chain fatty acids protein 1; ELOVL FA elongase 1; 3-keto acyl-CoA synthase ELOVL1; very-long-chain 3-oxoacyl-CoA synthase 1; elongation of very long chain fatty acids (FEN1/Elo2, SUR4/Elo3, yeast)-like 1 |
| **UniProt Protein Name** | Elongation of very long chain fatty acids protein 1 |
| **UniProt Gene Name** | **ELOVL1** |
| **UniProt Synonym Gene Names** | SSC1; ELOVL FA elongase 1 |
| **UniProt Entry Name** | ELOV1_HUMAN |

**For Research Use Only.** Not for use in diagnostic or therapeutic procedures. Small volumes of product may become entrapped in the seal of the vial during shipment and storage; if necessary, briefly centrifuge the vial on a tabletop centrifuge to dislodge any liquid in the cap.

**AAA Biotech** | Tel: +1 (619) 604-9440 | Fax: +1 (619) 604-9441 | contact@aaabiotech.com
Online datasheet: https://www.aaabiotech.com/polyclonal/elovl1-antibody-immunohistochemistry-western-blot-elisa/294747