Rabbit PEPCK-C Polyclonal Antibody | anti-PEPCK-C antibody

PEPCK-C Polyclonal Antibody

CATALOG #	HOST	REACTIVITY	APPLICATIONS
AAA296180	**Rabbit**	**Human, Mouse, Rat**	**Immunohistochemistry, Western Blot**

PRODUCT SYNONYMS

PEPCK-C; Polyclonal Antibody; PEPCK-C Polyclonal Antibody; PCK1; PEPCK1; Phosphoenolpyruvate carboxykinase; cytosolic [GTP]; Phosphoenolpyruvate carboxylase; anti-PEPCK-C antibody

PRODUCT SPECIFICATIONS

Host	Rabbit
Reactivity	Human, Mouse, Rat
Clonality	Polyclonal
Applicable Applications for anti-PEPCK-C antibody	IHC (Immunohistochemistry), WB (Western Blot)
Notes	ECO:0000303|PubMed:8490617, ECO:0000312|HGNC: HGNC:8724
Preparation and Storage	Maintain refrigerated at 2-8 degree C for up to 2 weeks. For long term storage store at -20 degree C in small aliquots to prevent freeze-thaw cycles.

IMAGES

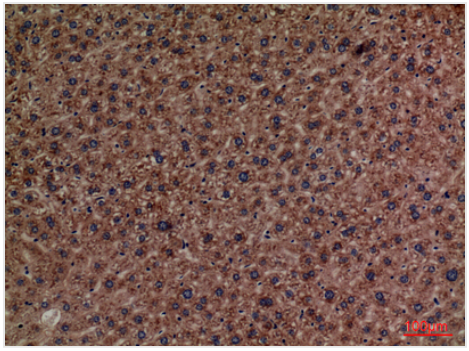

IHC (Immunohistochemistry)
Dilution: Western Blot: 1/500 - 1/2000. IHC-p: 1:100-300 ELISA: 1/20000. Not yet tested in other applications.

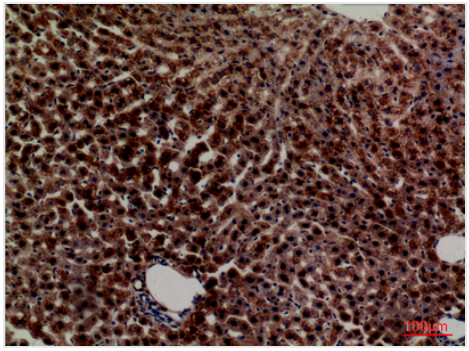

IHC (Immunohistochemisry)
Dilution: Western Blot: 1/500 - 1/2000. IHC-p: 1:100-300 ELISA: 1/20000. Not yet tested in other applications.

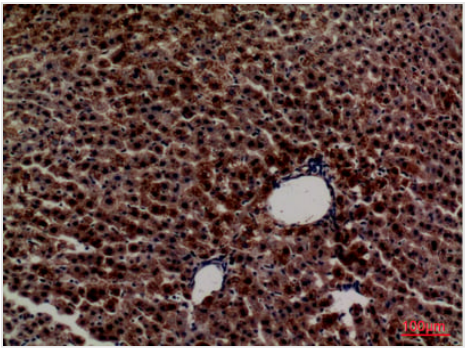

IHC (Immunohiostchemistry)
Dilution: Western Blot: 1/500 - 1/2000. IHC-p: 1:100-300 ELISA: 1/20000. Not yet tested in other applications.

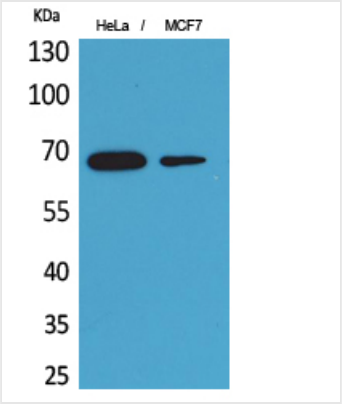

WB (Western Blot)
Dilution: Western Blot: 1/500 - 1/2000. IHC-p: 1:100-300 ELISA: 1/20000. Not yet tested in other applications.

ADDITIONAL INFORMATION

Related Product Information for anti-PEPCK-C antibody	Regulates cataplerosis and anaplerosis, the processes that control the levels of metabolic intermediates in the citric acid cycle. At low glucose levels, it catalyzes the cataplerotic conversion of oxaloacetate (OAA) to phosphoenolpyruvate (PEP), the rate-limiting step in the metabolic pathway that produces glucose from lactate and other precursors derived from the citric acid cycle. At high glucose levels, it catalyzes the anaplerotic conversion of phosphoenolpyruvate to oxaloacetate.

NCBI AND UNIPROT INFORMATION

NCBI GI #	93138710
NCBI GeneID	5105
UniProt Accession #	P35558; Q8TCA3; Q9UJD2; A8K437; B4DT64
Molecular Weight	622
NCBI Official Full Name	Phosphoenolpyruvate carboxykinase, cytosolic
NCBI Official Synonym Full Names	phosphoenolpyruvate carboxykinase 1 (soluble)
NCBI Official Symbol	PCK1
NCBI Official Synonym Symbols	PEPCK1; PEPCKC; PEPCK-C
NCBI Protein Information	phosphoenolpyruvate carboxykinase, cytosolic [GTP]; phosphoenolpyruvate carboxykinase, cytosolic [GTP]; PEP carboxykinase; phosphopyruvate carboxylase; phosphoenolpyruvate carboxylase
UniProt Protein Name	Phosphoenolpyruvate carboxykinase, cytosolic [GTP]
UniProt Gene Name	**PCK1**
UniProt Synonym Gene Names	PEPCK1; PEPCK-C
UniProt Entry Name	PCKGC_HUMAN

For Research Use Only. Not for use in diagnostic or therapeutic procedures. Small volumes of product may become entrapped in the seal of the vial during shipment and storage; if necessary, briefly centrifuge the vial on a tabletop centrifuge to dislodge any liquid in the cap.

AAA Biotech | Tel: +1 (619) 604-9440 | Fax: +1 (619) 604-9441 | contact@aaabiotech.com
Online datasheet: https://www.aaabiotech.com/polyclonal/pepck-c-antibody-immunohistochemistry-western-blot-elisa/296180