Rabbit MCM7 Polyclonal Antibody | anti-MCM7 antibody

MCM7 Antibody

CATALOG #	HOST	REACTIVITY	APPLICATIONS
AAA29665	**Rabbit**	**Human, Mouse, Rat**	**Western Blot, Immunohistochemistry, Immunofluorescence**

PRODUCT SYNONYMS

MCM7; Polyclonal Antibody; MCM7 Antibody; CDABP0042; CDC47; MCM2; P1.1-MCM3; anti-MCM7 antibody

PRODUCT SPECIFICATIONS

Host	Rabbit
Reactivity	Human, Mouse, Rat
Clonality	Polyclonal
Specificity	The antibody detects endogenous level of total MCM7 protein.
Purity/Purification	Antibodies were purified by affinity purification using immunogen.
Form/Format	Supplied at 1.0mg/mL in phosphate buffered saline (without Mg2+ and Ca2+), pH 7.4, 150mM NaCl, 0.02% sodium azide and 50% glycerol.
Concentration	1.0 mg/ml (varies by lot)
Sequence Length	543
Applicable Applications for anti-MCM7 antibody	WB (Western Blot), IHC (Immunohistochemistry), IF (Immunofluorescence)
Application Notes	Western blotting: 1:500 - 1:2000 Immunohistochemistry: 1:50 - 1:100 Immunofluorescence: 1:50 - 1:200
Immunogen Type	Recombinant Protein
Immunogen Description	Recombinant protein of human MCM7.
Target Name	MCM7
Preparation and Storage	Store at -20 degree C

IMAGES

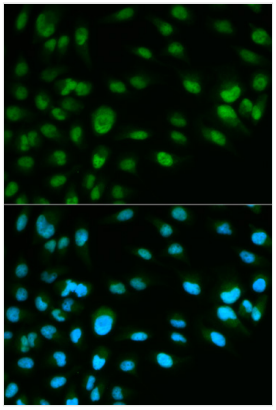

IF (Immunofluorescence)
Immunofluorescence analysis of HeLa cell using MCM7 antibody. Blue: DAPI for nuclear staining.

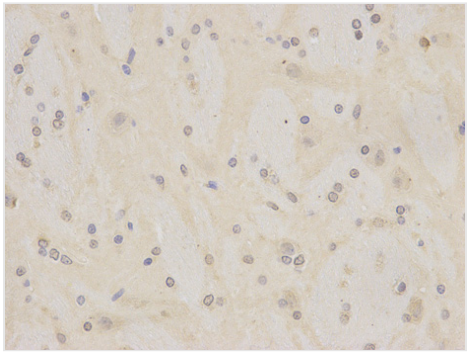

IHC (Immunohistochemistry)
Immunohistochemical analysis of paraffin-embedded rat brain using MCM7 antibody at dilution of 1:200 (400x lens).

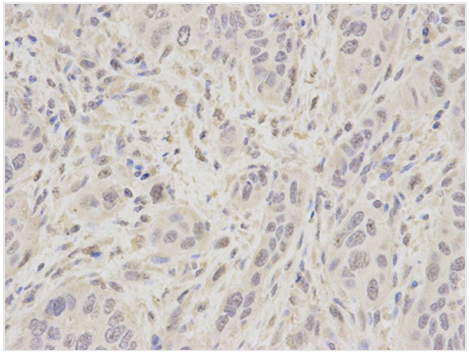

IHC (Immunohistochemistry)
Immunohistochemical analysis of paraffin-embedded human rectal cancer using MCM7 antibody at dilution of 1:200 (400x lens).

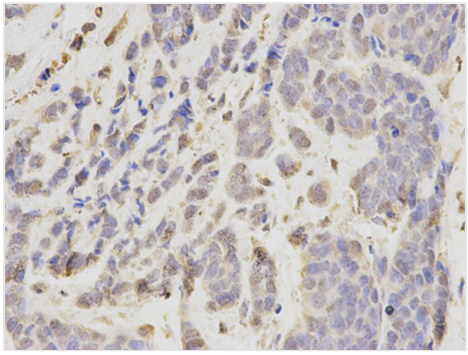

IHC (Immunohistochemistry)
Immunohistochemical analysis of paraffin-embedded human esophageal cancer using MCM7 antibody at dilution of 1:200 (400x lens).

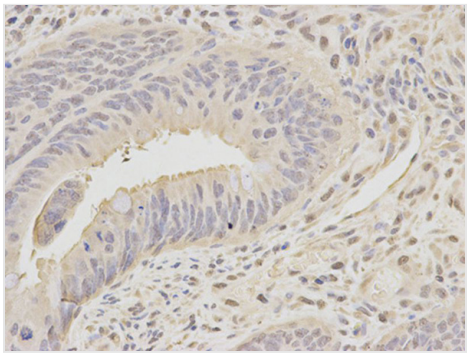

IHC (Immunohistochemistry)
Immunohistochemical analysis of paraffin-embedded human breast cancer using MCM7 antibody at dilution of 1:200 (400x lens).

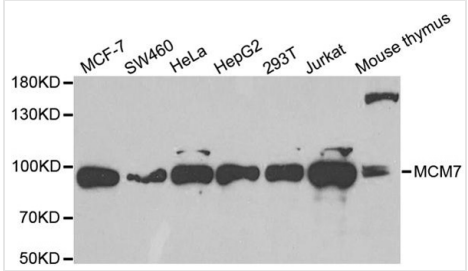

WB (Western Blot)
Western blot analysis of extracts of various cell lines, using MCM7 antibody.

ADDITIONAL INFORMATION

Related Product Information for anti-MCM7 antibody	The minichromosome maintenance (MCM) 2-7 proteins are a family of six related proteins required for the initiation and elongation of DNA replication. MCM2-7 bind together to form the heterohexameric MCM complex that is thought to act as a replicative helicase at the DNA replication fork (1-5). This complex is also a key component of the pre-replication complex (pre-RC) (reviewed in 1). Cdc6 and CDT1 recruit the MCM complex to the origin recognition complex (ORC) during late mitosis/early G1 phase forming the pre-RC and licensing the DNA for replication (reviewed in 2). Phosphorylation of the MCM2, MCM3, MCM4, and MCM6 subunits appears to regulate MCM complex activity and the initiation of DNA synthesis (6-8). MCM proteins are removed during DNA replication, causing chromatin to become unlicensed through inhibition of pre-RC reformation. Licensing of the chromatin permits the DNA to replicate only once per cell cycle, thereby helping to ensure that genetic alterations and malignant cell growth do not occur (reviewed in 3). Studies have shown that the MCM complex is involved in checkpoint control by protecting the structure of the replication fork and assisting in restarting replication by recruiting checkpoint proteins after arrest (reviewed in 3,9).
Product Categories/Family for anti-MCM7 antibody	Total protein Ab

NCBI AND UNIPROT INFORMATION

NCBI GI #	518830597
NCBI GeneID	4176
NCBI Accession #	NP_001265524.1
NCBI GenBank Nucleotide #	NM_001278595.1
UniProt Accession #	P33993; Q15076; Q96D34; Q96GL1; A4D2A1; A4D2A2; E9PGN9
Molecular Weight	60,643 Da
NCBI Official Full Name	DNA replication licensing factor MCM7 isoform 2
NCBI Official Synonym Full Names	minichromosome maintenance complex component 7
NCBI Official Symbol	MCM7
NCBI Official Synonym Symbols	MCM2; CDC47; P85MCM; P1CDC47; PNAS146; PPP1R104; P1.1-MCM3
NCBI Protein Information	DNA replication licensing factor MCM7
UniProt Protein Name	DNA replication licensing factor MCM7
UniProt Gene Name	**MCM7**
UniProt Synonym Gene Names	CDC47; MCM2
UniProt Entry Name	MCM7_HUMAN

For Research Use Only. Not for use in diagnostic or therapeutic procedures. Small volumes of product may become entrapped in the seal of the vial during shipment and storage; if necessary, briefly centrifuge the vial on a tabletop centrifuge to dislodge any liquid in the cap.

AAA Biotech | Tel: +1 (619) 604-9440 | Fax: +1 (619) 604-9441 | contact@aaabiotech.com
Online datasheet: https://www.aaabiotech.com/polyclonal/mcm7-antibody-western-blot-immunohistochemistry-immunofluorescence-elisa/29665