Rabbit anti-Human DDX39 Polyclonal Antibody | anti-DDX39 antibody

DDX39 antibody

CATALOG #	HOST	REACTIVITY	APPLICATIONS
AAA301755	**Rabbit**	**Human**	**Immunofluorescence, Immunohistochemistry, Western Blot**

PRODUCT SYNONYMS

DDX39; Polyclonal Antibody; DDX39 antibody; BAT1; BAT1L; DDXL; MGC18203; MGC8417; URH49; anti-DDX39 antibody

PRODUCT SPECIFICATIONS

Host	Rabbit
Reactivity	Human
Clonality	Polyclonal
Purity/Purification	Purified by antigen-affinity chromatography.
Form/Format	Supplied in 0.1M Tris-buffered saline with 10% Glycerol (pH7.0). 0.01% Thimerosal was added as a preservative.
Sequence Length	427
Applicable Applications for anti-DDX39 antibody	IF (Immunofluorescence), IHC (Immunohistochemistry), WB (Western Blot)
Immunogen Type	Recombinant protein
Immunogen Description	Recombinant protein fragment contain a sequence corresponding to a region within amino acids 53 and 395 of DDX39
Target Name	DDX39
Preparation and Storage	Store at -20 degree C for long term preservation (recommended). Store at 4 degree C for short term use.

IMAGES

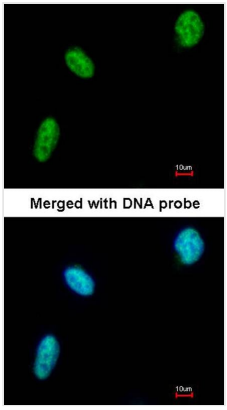

IF (Immunofluorescence)
Immunofluorescence analysis of paraformaldehyde-fixed HeLa, using DDX39 antibody at 1: 200 dilution.

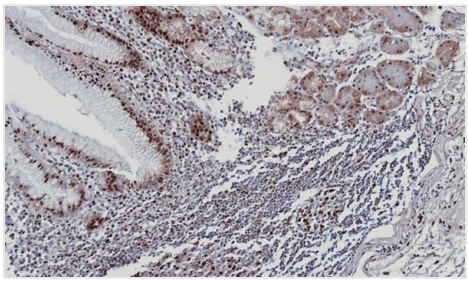

IHC (Immunohiostchemistry)
Immunohistochemical analysis of paraffin-embedded gastric CA, using DDX39 antibody at 1: 100 dilution.

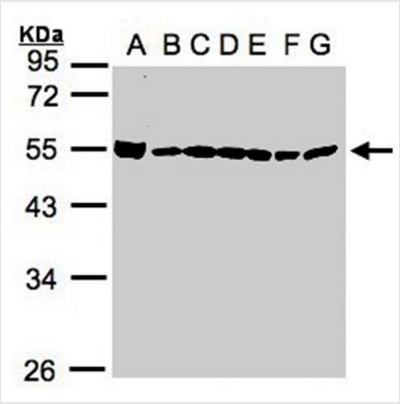

Application Data
Sample(30ug whole cell lysate)A: 293TB: A431 C: H1299D: HeLa S3 E: Hep G2 F: MOLT4
G: Raji 10% SDS PAGEPrimary antibody diluted at 1: 1000

ADDITIONAL INFORMATION

Related Product Information for anti-DDX39 antibody	This gene encodes a member of the DEAD box protein family. These proteins are characterized by the conserved motif Asp-Glu-Ala-Asp (DEAD) and are putative RNA helicases. They are implicated in a number of cellular processes involving alteration of RNA secondary structure, such as translation initiation, nuclear and mitochondrial splicing, and ribosome and spliceosome assembly. Based on their distribution patterns, some members of the DEAD box protein family are believed to be involved in embryogenesis, spermatogenesis, and cellular growth and division. [provided by RefSeq]
Product Categories/Family for anti-DDX39 antibody	Total protein Ab

NCBI AND UNIPROT INFORMATION

NCBI GI #	21040371
NCBI GeneID	10212
NCBI Accession #	NP_005795
NCBI GenBank Nucleotide #	NM_005804.3
Molecular Weight	30,488 Da
NCBI Official Full Name	ATP-dependent RNA helicase DDX39A
NCBI Official Synonym Full Names	DEAD (Asp-Glu-Ala-Asp) box polypeptide 39A
NCBI Official Symbol	DDX39A
NCBI Official Synonym Symbols	BAT1; DDXL; BAT1L; DDX39; URH49
NCBI Protein Information	ATP-dependent RNA helicase DDX39A
UniProt Protein Name	ATP-dependent RNA helicase DDX39A
UniProt Gene Name	**DDX39A**
UniProt Synonym Gene Names	DDX39
UniProt Entry Name	DX39A_HUMAN

For Research Use Only. Not for use in diagnostic or therapeutic procedures. Small volumes of product may become entrapped in the seal of the vial during shipment and storage; if necessary, briefly centrifuge the vial on a tabletop centrifuge to dislodge any liquid in the cap.

AAA Biotech | Tel: +1 (619) 604-9440 | Fax: +1 (619) 604-9441 | contact@aaabiotech.com
Online datasheet: https://www.aaabiotech.com/polyclonal/ddx39-antibody-immunofluorescence-immunohistochemistry-western-blot-elisa/301755