Rabbit IL17A Polyclonal Antibody | anti-IL17A antibody

IL17A antibody

CATALOG #	HOST	REACTIVITY	APPLICATIONS
AAA303449	**Rabbit**	**Human, Mouse, Rat**	**Immunohistochemistry, Immunofluorescence, Western Blot**

PRODUCT SYNONYMS

IL17A; Polyclonal Antibody; IL17A antibody; CTLA8; IL-17; IL-17A; IL17; anti-IL17A antibody

PRODUCT SPECIFICATIONS

Host	Rabbit
Reactivity	Human, Mouse, Rat
Clonality	Polyclonal
Specificity	The antibody detects endogenous level of total IL17A antibody.
Purity/Purification	Antibodies were purified by affinity purification using immunogen.
Form/Format	Supplied at 1.0mg/mL in phosphate buffered saline (without Mg2+ and Ca2+), pH 7.4, 150mM NaCl, 0.02% sodium azide and 50% glycerol.
Concentration	1.0 mg/ml (varies by lot)
Sequence Length	155
Applicable Applications for anti-IL17A antibody	IHC (Immunohistochemistry), IF (Immunofluorescence), WB (Western Blot)
Immunogen Type	Recombinant Protein
Immunogen Description	Recombinant protein of human IL17A.
Target Name	IL17A
Preparation and Storage	Store at -20 degree C

IMAGES

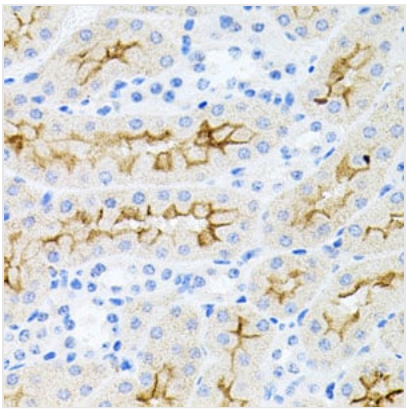

IHC (Immunohistochemisry)
Immunohistochemistry of paraffin-embedded mouse kidney using IL17A antibody at dilution of 1:100

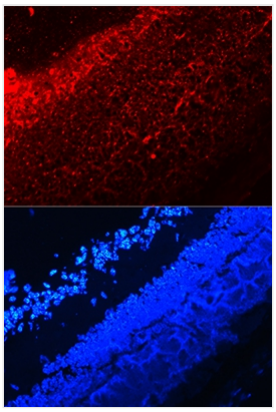

IF (Immunofluorescence)
Immunofluorescence analysis of mouse eyeball using IL17A antibody.

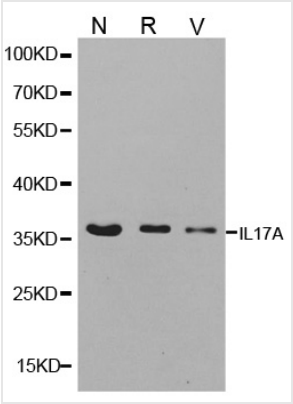

WB (Western Blot)
Western blot analysis of extracts of N (normal), R (retinopathy of prematurity) and V (VEGF/rho transgenic mice), using IL17A antibody.

ADDITIONAL INFORMATION

Related Product Information for anti-IL17A antibody	IL-17A is a cystine-linked homodimeric pro-inflammatory cytokine produced by Th17 cells, a distinct CD4+ T cell lineage (1,2). IL-17A stimulates the production of the pro-inflammatory cytokines IL-1b, TNF-a, and IL-6. IL-17A also induces production of the neutrophil chemoattractants IL-8, CXCL1, and CXCL6 thereby bridging adaptive and innate immunity (1,2). IL-17A is intimately involved in mucosal immunity against bacterial infections (1,3) and has a putative role in some autoimmune disorders (1,4). IL-17A effects appear to be exerted primarily through binding to the IL-17RA (5). IL-17A binding induces production of cytokines, chemokines and other proteins through activation of the Erk1/2 MAP kinase, PI3K/Akt, p38, and NF-kB pathways (3,4, 6). Phosphorylation of some Jaks and Stats has been observed.
Product Categories/Family for anti-IL17A antibody	Total protein Ab

NCBI AND UNIPROT INFORMATION

NCBI GI #	4504651
NCBI GeneID	3605
NCBI Accession #	NP_002181.1
NCBI GenBank Nucleotide #	NM_002190.2
UniProt Accession #	Q16552; Q5T2P0
Molecular Weight	SDS-PAGE MW: 18kd
NCBI Official Full Name	interleukin-17A
NCBI Official Synonym Full Names	interleukin 17A
NCBI Official Symbol	IL17A
NCBI Official Synonym Symbols	IL17; CTLA8; IL-17; IL-17A
NCBI Protein Information	interleukin-17A
UniProt Protein Name	Interleukin-17A
UniProt Gene Name	**IL17A**
UniProt Synonym Gene Names	CTLA8; IL17; IL-17; IL-17A; CTLA-8
UniProt Entry Name	IL17_HUMAN

For Research Use Only. Not for use in diagnostic or therapeutic procedures. Small volumes of product may become entrapped in the seal of the vial during shipment and storage; if necessary, briefly centrifuge the vial on a tabletop centrifuge to dislodge any liquid in the cap.

AAA Biotech | Tel: +1 (619) 604-9440 | Fax: +1 (619) 604-9441 | contact@aaabiotech.com
Online datasheet: https://www.aaabiotech.com/polyclonal/il17a-antibody-immunohistochemistry-immunofluorescence-western-blot-elisa/303449