Rabbit ARF6 Polyclonal Antibody | anti-ARF6 antibody

ARF6 antibody

CATALOG #	HOST	REACTIVITY	APPLICATIONS
AAA304407	**Rabbit**	**Human, Mouse, Rat**	**Immunofluorescence, Immunohistochemistry, Western Blot**

PRODUCT SYNONYMS

ARF6; Polyclonal Antibody; ARF6 antibody; anti-ARF6 antibody

PRODUCT SPECIFICATIONS

Host	Rabbit
Reactivity	Human, Mouse, Rat
Clonality	Polyclonal
Specificity	The antibody detects endogenous level of total ARF6 antibody.
Purity/Purification	Antibodies were purified by affinity purification using immunogen.
Form/Format	Supplied at 1.0mg/mL in phosphate buffered saline (without Mg2+ and Ca2+), pH 7.4, 150mM NaCl, 0.02% sodium azide and 50% glycerol.
Concentration	1.0 mg/ml (varies by lot)
Sequence Length	175
Applicable Applications for anti-ARF6 antibody	IF (Immunofluorescence), IHC (Immunohistochemistry), WB (Western Blot)
Immunogen Type	Peptide
Immunogen Description	A synthetic peptide of human ARF6.
Target Name	ARF6
Preparation and Storage	Store at -20 degree C

IMAGES

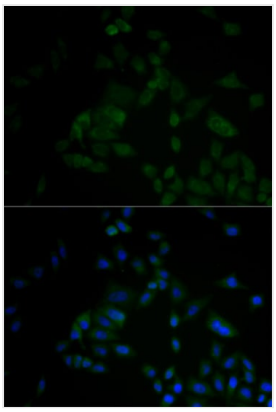

IF (Immunofluorescence)
Immunofluorescence analysis of A549 cell using ARF6 antibody. Blue: DAPI for nuclear staining.

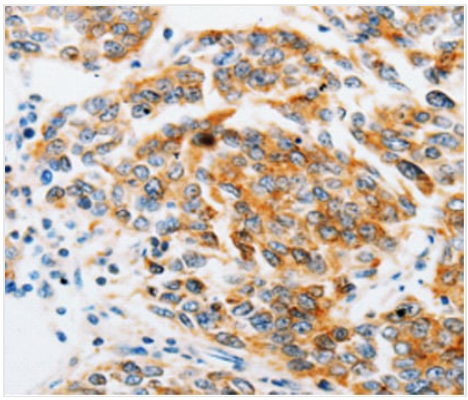

IHC (Immunohiostchemistry)
Immunohistochemistry analysis of paraffin-embedded human breast cancer tissue using ARF6 antibody.

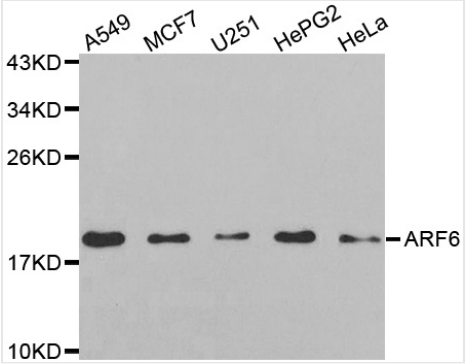

WB (Western Blot)
Western blot analysis of extracts of various cell lines, using ARF6 antibody.

ADDITIONAL INFORMATION

Related Product Information for anti-ARF6 antibody	This gene encodes a member of the human ARF gene family, which is part of the RAS superfamily. The ARF genes encode small guanine nucleotide-binding proteins that stimulate the ADP-ribosyltransferase activity of cholera toxin and play a role in vesicular trafficking and as activators of phospholipase D. The product of this gene is localized to the plasma membrane, and regulates vesicular trafficking, remodelling of membrane lipids, and signaling pathways that lead to actin remodeling. A pseudogene of this gene is located on chromosome 7.
Product Categories/Family for anti-ARF6 antibody	Total protein Ab

NCBI AND UNIPROT INFORMATION

NCBI GI #	4502211
NCBI GeneID	382
NCBI Accession #	NP_001654.1
NCBI GenBank Nucleotide #	NM_001663.3
UniProt Accession #	P62330; P26438; Q6FGZ2
Molecular Weight	20kd
NCBI Official Full Name	ADP-ribosylation factor 6
NCBI Official Synonym Full Names	ADP-ribosylation factor 6
NCBI Official Symbol	ARF6
NCBI Protein Information	ADP-ribosylation factor 6
UniProt Protein Name	ADP-ribosylation factor 6
UniProt Gene Name	**ARF6**
UniProt Entry Name	ARF6_HUMAN

For Research Use Only. Not for use in diagnostic or therapeutic procedures. Small volumes of product may become entrapped in the seal of the vial during shipment and storage; if necessary, briefly centrifuge the vial on a tabletop centrifuge to dislodge any liquid in the cap.

AAA Biotech | Tel: +1 (619) 604-9440 | Fax: +1 (619) 604-9441 | contact@aaabiotech.com
Online datasheet: https://www.aaabiotech.com/polyclonal/arf6-antibody-immunofluorescence-immunohistochemistry-western-blot-elisa/304407