Rabbit anti-Human ESE1 Polyclonal Antibody | anti-ESE1 antibody

ESE1 antibody

CATALOG #	HOST	REACTIVITY	APPLICATIONS
AAA305714	**Rabbit**	**Human**	**Immunofluorescence, Immunohistochemistry, Western Blot**

PRODUCT SYNONYMS

ESE1; Polyclonal Antibody; ESE1 antibody; anti-ESE1 antibody

PRODUCT SPECIFICATIONS

Host	Rabbit
Reactivity	Human
Clonality	Polyclonal
Purity/Purification	Purified by antigen-affinity chromatography.
Form/Format	Supplied in 1XPBS, 1%BSA, 20% Glycerol (pH7.0). 0.01% Thimerosal was added as a preservative.
Sequence Length	371
Applicable Applications for anti-ESE1 antibody	IF (Immunofluorescence), IHC (Immunohistochemistry), WB (Western Blot)
Immunogen Type	Peptide
Immunogen Description	Synthetic peptide contain a sequence corresponding to a region within amino acids 309 and 371 of ESE1
Target Name	ESE1
Preparation and Storage	Store at -20 degree C for long term preservation (recommended). Store at 4 degree C for short term use.

IMAGES

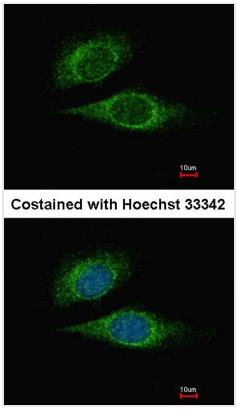

IF (Immunofluorescence)
Immunofluorescence analysis of methanol-fixed HeLa, using ESE1 antibody at 1: 500 dilution.

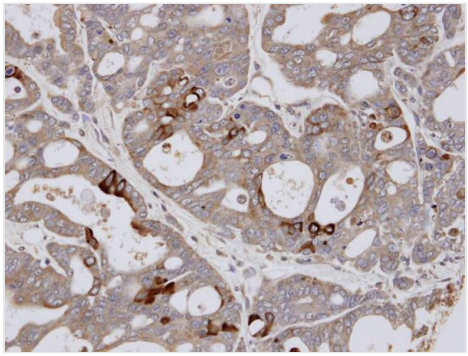

IHC (Immunohiostchemistry)
Immunohistochemical analysis of paraffin-embedded NCI-N87 xenograft, using ESE1 antibody at 1: 100 dilution.

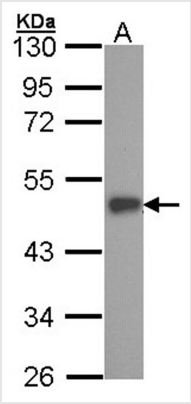

Application Data
Sample (30 ug of whole cell lysate) A: A431 10% SDS PAGE Primary antibody diluted at 1: 1000

ADDITIONAL INFORMATION

Related Product Information for anti-ESE1 antibody	Transcriptional activator that binds and transactivates ETS sequences containing the consensus nucleotide core sequence GGA[AT]. Acts synergistically with POU2F3 to transactivate the SPRR2A promoter and with RUNX1 to transactivate the ANGPT1 promoter. Also transactivates collagenase, CCL20, CLND7, FLG, KRT8, NOS2, PTGS2, SPRR2B, TGFBR2 and TGM3 promoters. Represses KRT4 promoter activity. Involved in mediating vascular inflammation. May play an important role in epithelial cell differentiation and tumorigenesis. May be a critical downstream effector of the ERBB2 signaling pathway. May be associated with mammary gland development and involution. Plays an important role in the regulation of transcription with TATA-less promoters in preimplantation embryos, which is essential in preimplantation development.
Product Categories/Family for anti-ESE1 antibody	Total protein Ab

NCBI AND UNIPROT INFORMATION

NCBI GI #	167235023
NCBI GeneID	1999
NCBI Accession #	NP_004424
NCBI GenBank Nucleotide #	NM_004433.4
Molecular Weight	39,357 Da
NCBI Official Full Name	ETS-related transcription factor Elf-3
NCBI Official Synonym Full Names	E74-like factor 3 (ets domain transcription factor, epithelial-specific)
NCBI Official Symbol	ELF3
NCBI Official Synonym Symbols	ERT; ESX; EPR-1; ESE-1
NCBI Protein Information	ETS-related transcription factor Elf-3
UniProt Protein Name	ETS-related transcription factor Elf-3
UniProt Gene Name	**ELF3**
UniProt Synonym Gene Names	ESE-1
UniProt Entry Name	ELF3_HUMAN

For Research Use Only. Not for use in diagnostic or therapeutic procedures. Small volumes of product may become entrapped in the seal of the vial during shipment and storage; if necessary, briefly centrifuge the vial on a tabletop centrifuge to dislodge any liquid in the cap.