Rabbit anti-Human p150 Polyclonal Antibody | anti-p150 antibody

p150(PIK3R4) antibody

CATALOG #	HOST	REACTIVITY	APPLICATIONS
AAA305799	**Rabbit**	**Human**	**Immunofluorescence, Immunohistochemistry, Western Blot**

PRODUCT SYNONYMS

p150; Polyclonal Antibody; p150(PIK3R4) antibody; anti-p150 antibody

PRODUCT SPECIFICATIONS

Host	Rabbit
Reactivity	Human
Clonality	Polyclonal
Purity/Purification	Purified by antigen-affinity chromatography.
Form/Format	Supplied in 0.1M Tris-buffered saline with 10% Glycerol (pH7.0). 0.01% Thimerosal was added as a preservative.
Sequence Length	1358
Applicable Applications for anti-p150 antibody	IF (Immunofluorescence), IHC (Immunohistochemistry), WB (Western Blot)
Immunogen Type	Recombinant protein
Immunogen Description	Recombinant protein fragment contain a sequence corresponding to a region within amino acids 1 and 351 of p150(PIK3R4)
Target Name	p150(PIK3R4)
Preparation and Storage	Store at -20 degree C for long term preservation (recommended). Store at 4 degree C for short term use.

IMAGES

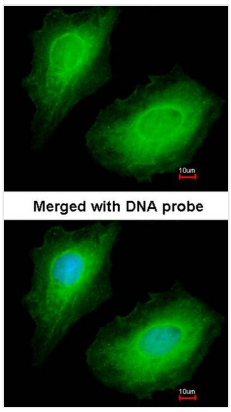

IF (Immunofluorescence)
Immunofluorescence analysis of paraformaldehyde-fixed HeLa, using p150(PIK3R4) antibody at 1: 200 dilution.

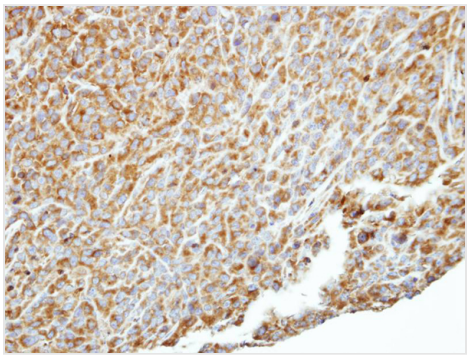

IHC (Immunohiostchemistry)
Immunohistochemical analysis of paraffin-embedded SAS xenograft, using PIK3R4 antibody at 1: 500 dilution.

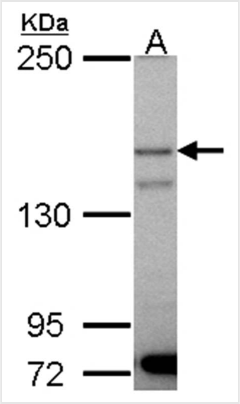

Application Data
Sample (30 ug of whole cell lysate) A: A431 5% SDS PAGE Primary antibody diluted at 1:1000

ADDITIONAL INFORMATION

Product Categories/Family for anti-p150 antibody	Total protein Ab

NCBI AND UNIPROT INFORMATION

NCBI GI #	83759166
NCBI GeneID	30849
Molecular Weight	153,103 Da
NCBI Official Full Name	Phosphoinositide-3-kinase, regulatory subunit 4
NCBI Official Synonym Full Names	phosphoinositide-3-kinase, regulatory subunit 4
NCBI Official Symbol	PIK3R4
NCBI Official Synonym Symbols	p150; VPS15
NCBI Protein Information	phosphoinositide 3-kinase regulatory subunit 4
UniProt Protein Name	Phosphoinositide 3-kinase regulatory subunit 4
UniProt Gene Name	**PIK3R4**
UniProt Synonym Gene Names	; PI3-kinase regulatory subunit 4
UniProt Entry Name	PI3R4_HUMAN

For Research Use Only. Not for use in diagnostic or therapeutic procedures. Small volumes of product may become entrapped in the seal of the vial during shipment and storage; if necessary, briefly centrifuge the vial on a tabletop centrifuge to dislodge any liquid in the cap.

AAA Biotech | Tel: +1 (619) 604-9440 | Fax: +1 (619) 604-9441 | contact@aaabiotech.com
Online datasheet: https://www.aaabiotech.com/polyclonal/p150-antibody-immunofluorescence-immunohistochemistry-western-blot-elisa/305799