Rabbit anti-Human S100A11 Polyclonal Antibody | anti-S100A11 antibody

S100A11 antibody

CATALOG #	HOST	REACTIVITY	APPLICATIONS
AAA306726	**Rabbit**	**Human**	**Immunofluorescence, Immunohistochemistry, Western Blot**

PRODUCT SYNONYMS

S100A11; Polyclonal Antibody; S100A11 antibody; anti-S100A11 antibody

PRODUCT SPECIFICATIONS

Host	Rabbit
Reactivity	Human
Clonality	Polyclonal
Purity/Purification	Purified by antigen-affinity chromatography.
Form/Format	Supplied in 0.1M Tris-buffered saline with 10% Glycerol (pH7.0). 0.01% Thimerosal was added as a preservative.
Sequence Length	105
Applicable Applications for anti-S100A11 antibody	IF (Immunofluorescence), IHC (Immunohistochemistry), WB (Western Blot)
Immunogen Type	Peptide
Immunogen Description	Synthetic peptide contain a sequence corresponding to a region within amino acids 8 and 72 of S100A11
Target Name	S100A11
Preparation and Storage	Store at -20 degree C for long term preservation (recommended). Store at 4 degree C for short term use.

IMAGES

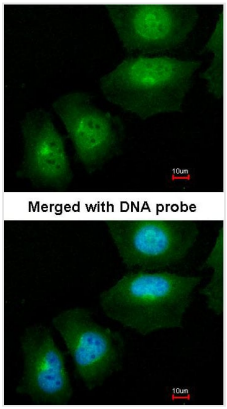

IF (Immunofluorescence)
Immunofluorescence analysis of paraformaldehyde-fixed HeLa, using S100A11 antibody at 1: 200 dilution.

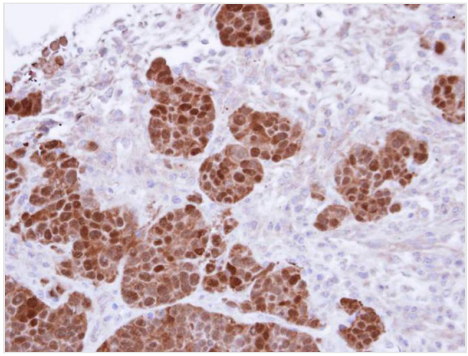

IHC (Immunohiostchemistry)
Immunohistochemical analysis of paraffin-embedded SW480 Xenograft, using S100A11 antibody at 1: 500 dilution.

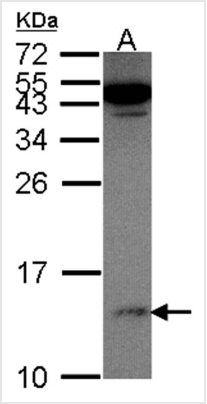

Application Data
Sample (30 ug of whole cell lysate) A: Hela 15% SDS PAGE Primary antibody diluted at 1: 500

ADDITIONAL INFORMATION

Related Product Information for anti-S100A11 antibody	The protein encoded by this gene is a member of the S100 family of proteins containing 2 EF-hand calcium-binding motifs. S100 proteins are localized in the cytoplasm and/or nucleus of a wide range of cells, and involved in the regulation of a number of cellular processes such as cell cycle progression and differentiation. S100 genes include at least 13 members which are located as a cluster on chromosome 1q21. This protein may function in motility, invasion, and tubulin polymerization. Chromosomal rearrangements and altered expression of this gene have been implicated in tumor metastasis. [provided by RefSeq]
Product Categories/Family for anti-S100A11 antibody	Total protein Ab

NCBI AND UNIPROT INFORMATION

NCBI GI #	5032057
NCBI GeneID	6282
NCBI Accession #	NP_005611
NCBI GenBank Nucleotide #	NM_005620.1
Molecular Weight	11,740 Da
NCBI Official Full Name	protein S100-A11
NCBI Official Synonym Full Names	S100 calcium binding protein A11
NCBI Official Symbol	S100A11
NCBI Official Synonym Symbols	MLN70; S100C; HEL-S-43
NCBI Protein Information	protein S100-A11
UniProt Protein Name	Protein S100-A11
UniProt Gene Name	**S100A11**
UniProt Synonym Gene Names	MLN70; S100C; MLN 70
UniProt Entry Name	S10AB_HUMAN

For Research Use Only. Not for use in diagnostic or therapeutic procedures. Small volumes of product may become entrapped in the seal of the vial during shipment and storage; if necessary, briefly centrifuge the vial on a tabletop centrifuge to dislodge any liquid in the cap.

AAA Biotech | Tel: +1 (619) 604-9440 | Fax: +1 (619) 604-9441 | contact@aaabiotech.com
Online datasheet: https://www.aaabiotech.com/polyclonal/s100a11-antibody-immunofluorescence-immunohistochemistry-western-blot-elisa/306726