Rabbit anti-Human CAMKK1 Polyclonal Antibody | anti-CAMKK1 antibody

CAMKK1 Antibody

CATALOG #	HOST	REACTIVITY	APPLICATIONS
AAA310307	**Rabbit**	**Human**	**Immunohistochemistry, Western Blot**

PRODUCT SYNONYMS

CAMKK1; Polyclonal Antibody; CAMKK1 Antibody; CAMKKA; anti-CAMKK1 antibody

PRODUCT SPECIFICATIONS

Host	Rabbit
Reactivity	Human
Clonality	Polyclonal
Isotype	IgG
Specificity	The antibody detects endogenous levels of total CAMKK1 protein.
Purity/Purification	Antigen affinity purification
Form/Format	In pH7.4 PBS, 0.05% NaN3, 40% Glycerol.
Concentration	0.9mg/ml (varies by lot)
Sequence Length	2469
Applicable Applications for anti-CAMKK1 antibody	IHC (Immunohistochemistry), WB (Western Blot)
Immunogen	Synthetic protein corresponding to residues near the C terminal of human CAMKK1
Immunogen Type	Peptide
Preparation and Storage	Store at -20 degree C.

IMAGES

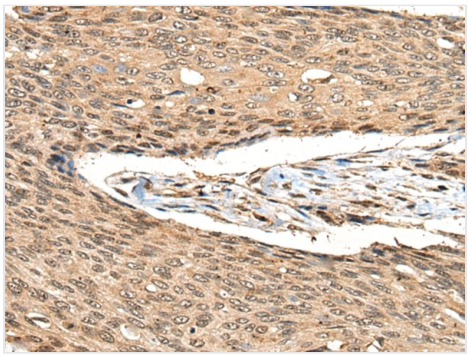

IHC (Immunohistochemisry)
The image on the left is immunohistochemistry of paraffin-embedded Human esophagus cancer tissue using 46395(CAMKK1 Antibody) at dilution 1/35, on the right is treated with fusion protein. (Original magnification: x200

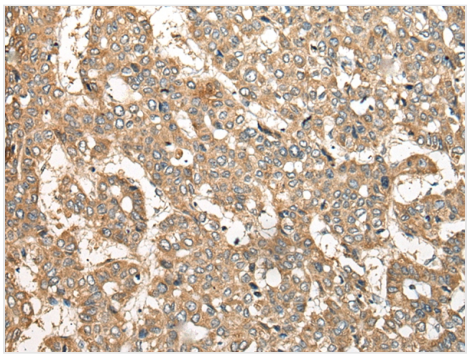

IHC (Immunohiostchemistry)
The image on the left is immunohistochemistry of paraffin-embedded Human liver cancer tissue using 46395(CAMKK1 Antibody) at dilution 1/35, on the right is treated with fusion protein. (Original magnification: x200

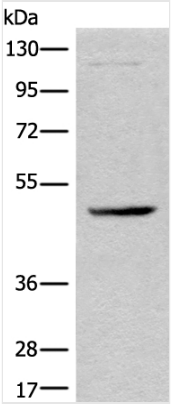

SDS-PAGE
Gel: 8%SDS-PAGE lysate: 40 ¦Œg, Lane: 293T cell lysate, Primary antibody: 46395£¨CAMKK1 Antibody) at dilution 1/350 Secondary antibody: Goat anti rabbit IgG at 1/8000 dilution, Exposure time: 5 seconds

ADDITIONAL INFORMATION

Related Product Information for anti-CAMKK1 antibody	The product of this gene belongs to the Serine/Threonine protein kinase family, and to the Ca(2+)/calmodulin-dependent protein kinase subfamily. This protein plays a role in the calcium/calmodulin-dependent (CaM) kinase cascade. Three transcript variants encoding two distinct isoforms have been identified for this gene.
Product Categories/Family for anti-CAMKK1 antibody	Total protein Ab

NCBI AND UNIPROT INFORMATION

NCBI GI #	21594835
NCBI GeneID	84254
UniProt Accession #	Q8N5S9; Q9BQH3
Molecular Weight	56 kDa
NCBI Official Full Name	Homo sapiens calcium/calmodulin-dependent protein kinase kinase 1, alpha, mRNA
NCBI Official Synonym Full Names	calcium/calmodulin dependent protein kinase kinase 1
NCBI Official Symbol	CAMKK1
NCBI Official Synonym Symbols	CAMKKA
NCBI Protein Information	calcium/calmodulin-dependent protein kinase kinase 1
UniProt Protein Name	Calcium/calmodulin-dependent protein kinase kinase 1
UniProt Gene Name	**CAMKK1**
UniProt Synonym Gene Names	CAMKKA; CaM-KK 1; CaM-kinase kinase 1; CaMKK 1; CaM-KK alpha; CaM-kinase kinase alpha; CaMKK alpha

For Research Use Only. Not for use in diagnostic or therapeutic procedures. Small volumes of product may become entrapped in the seal of the vial during shipment and storage; if necessary, briefly centrifuge the vial on a tabletop centrifuge to dislodge any liquid in the cap.

AAA Biotech | Tel: +1 (619) 604-9440 | Fax: +1 (619) 604-9441 | contact@aaabiotech.com
Online datasheet: https://www.aaabiotech.com/polyclonal/camkk1-antibody-immunohistochemistry-western-blot-elisa/310307