Rabbit anti-Human XPO1 Polyclonal Antibody | anti-XPO1 antibody

XPO1 Antibody

CATALOG #	HOST	REACTIVITY	APPLICATIONS
AAA310487	**Rabbit**	**Human**	**Immunohistochemistry, Western Blot**

PRODUCT SYNONYMS

XPO1; Polyclonal Antibody; XPO1 Antibody; emb; CRM1; exp1; anti-XPO1 antibody

PRODUCT SPECIFICATIONS

Host	Rabbit
Reactivity	Human
Clonality	Polyclonal
Isotype	IgG
Specificity	The antibody detects endogenous levels of total XPO1 protein.
Purity/Purification	Antigen affinity purification
Form/Format	In pH7.4 PBS, 0.05% NaN3, 40% Glycerol.
Concentration	1.6mg/ml (varies by lot)
Sequence Length	1071
Applicable Applications for anti-XPO1 antibody	IHC (Immunohistochemistry), WB (Western Blot)
Immunogen	Synthetic peptide corresponding to residues near the C terminal of human XPO1
Immunogen Type	Peptide
Preparation and Storage	Store at -20 degree C.

IMAGES

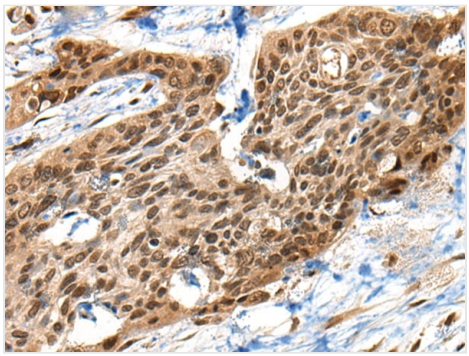

IHC (Immunohistochemisry)
The image on the left is immunohistochemistry of paraffin-embedded Human esophagus cancer tissue using 46711(XPO1 Antibody) at dilution 1/40, on the right is treated with synthetic peptide. (Original magnification: x200

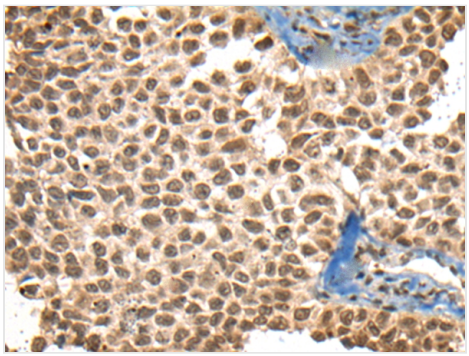

IHC (Immunohiostchemistry)
The image on the left is immunohistochemistry of paraffin-embedded Human ovarian cancer tissue using 46711(XPO1 Antibody) at dilution 1/40, on the right is treated with synthetic peptide. (Original magnification: x200

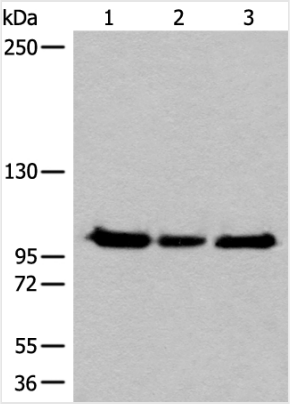

SDS-PAGE
Gel: 6%SDS-PAGE, Lysate: 40 ¦Œg, Lane 1-3: Hela, K562 and HEPG2 cell lysates, Primary antibody: 46711(XPO1 Antibody) at dilution 1/200, Secondary antibody: Goat anti rabbit IgG at 1/8000 dilution, Exposure time: 10 seconds

ADDITIONAL INFORMATION

Related Product Information for anti-XPO1 antibody	This cell-cycle-regulated gene encodes a protein that mediates leucine-rich nuclear export signal (NES)-dependent protein transport. The protein specifically inhibits the nuclear export of Rev and U snRNAs. It is involved in the control of several cellular processes by controlling the localization of cyclin B, MPAK, and MAPKAP kinase 2. This protein also regulates NFAT and AP-1.
Product Categories/Family for anti-XPO1 antibody	Total protein Ab

NCBI AND UNIPROT INFORMATION

NCBI GI #	4507943
NCBI GeneID	7514
NCBI Accession #	NP_003391
NCBI GenBank Nucleotide #	NM_003400.3
UniProt Accession #	O14980; Q63HP8; Q68CP3; Q99433; A6NL14; A8K1K5; D6W5E2
Molecular Weight	123 kDa
NCBI Official Full Name	exportin-1
NCBI Official Synonym Full Names	exportin 1
NCBI Official Symbol	XPO1
NCBI Official Synonym Symbols	emb; CRM1; exp1
NCBI Protein Information	exportin-1
UniProt Protein Name	Exportin-1
UniProt Gene Name	**XPO1**
UniProt Synonym Gene Names	CRM1; Exp1

For Research Use Only. Not for use in diagnostic or therapeutic procedures. Small volumes of product may become entrapped in the seal of the vial during shipment and storage; if necessary, briefly centrifuge the vial on a tabletop centrifuge to dislodge any liquid in the cap.

AAA Biotech | Tel: +1 (619) 604-9440 | Fax: +1 (619) 604-9441 | contact@aaabiotech.com
Online datasheet: https://www.aaabiotech.com/polyclonal/xpo1-antibody-immunohistochemistry-western-blot-elisa/310487