# Rabbit beta 2 Microglobulin Polyclonal Antibody | anti-B2M antibody

beta 2 Microglobulin Polyclonal Antibody

| CATALOG # | HOST | REACTIVITY | APPLICATIONS |
|---|---|---|---|
| **AAA311115** | **Rabbit** | **Human, Mouse, Rat, Monkey** | **Immunoprecipitation, Immunohistochemistry, Western Blot** |

## PRODUCT SYNONYMS

beta 2 Microglobulin; Polyclonal Antibody; beta 2 Microglobulin Polyclonal Antibody; IMD43; beta-2-microglobulin; anti-B2M antibody

## PRODUCT SPECIFICATIONS

| | |
|---|---|
| **Host** | Rabbit |
| **Reactivity** | Human, Mouse, Rat, Monkey |
| **Clonality** | Polyclonal |
| **Isotype** | IgG |
| **Purity/Purification** | Affinity purification |
| **Form/Format** | PBS with 50% glycerol, pH7.4 |
| **Applicable Applications for anti-B2M antibody** | IP (Immunoprecipitation), IHC (Immunohistochemistry), WB (Western Blot) |
| **Immunogen** | Recombinant fusion protein of human beta 2 Microglobulin (NP_004039.1). |
| **Conjugation** | Unconjugated |
| **Preparation and Storage** | Store at -20 degree C. Avoid freeze/thaw cycles. |

## IMAGES

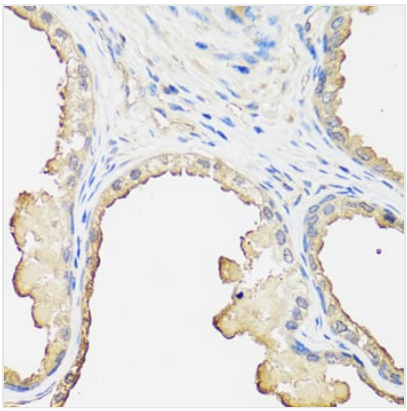

**IHC (Immunohistochemistry)**
Immunohistochemistry of paraffin-embedded human prostate using beta 2 Microglobulin antibody.

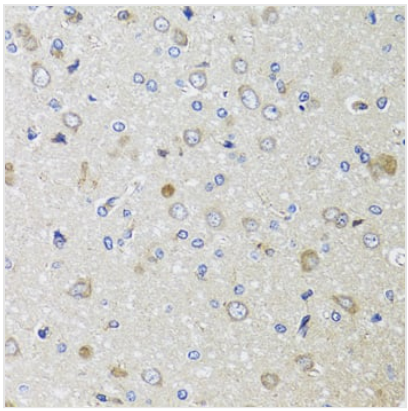

**IHC (Immunohistochemisry)**
Immunohistochemistry of paraffin-embedded rat brain using beta 2 Microglobulin antibody.

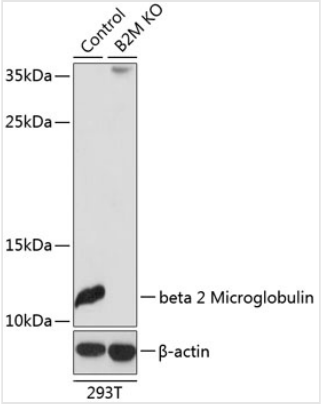


**WB (Western Blot)**
Western blot analysis of extracts from normal (control) and beta 2 Microglobulin knockout (KO) 293T cells, using beta 2 Microglobulin antibody.

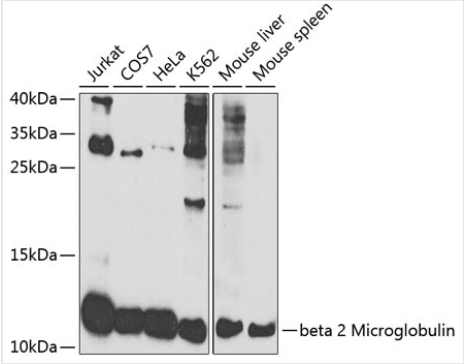


**WB (Western Blot)**
Western blot analysis of extracts of various cell lines, using beta 2 Microglobulin antibody.

## ADDITIONAL INFORMATION

| | |
|---|---|
| **Related Product Information for anti-B2M antibody** | This gene encodes a serum protein found in association with the major histocompatibility complex (MHC) class I heavy chain on the surface of nearly all nucleated cells. The protein has a predominantly beta-pleated sheet structure that can form amyloid fibrils in some pathological conditions. The encoded antimicrobial protein displays antibacterial activity in amniotic fluid. A mutation in this gene has been shown to result in hypercatabolic hypoproteinemia. |
| **Product Categories/Family for anti-B2M antibody** | Total protein Ab |

## NCBI AND UNIPROT INFORMATION

| | |
|---|---|
| **NCBI GI #** | 4757826 |
| **NCBI GeneID** | 567 |
| **NCBI Accession #** | NP_004039.1 |
| **NCBI GenBank Nucleotide #** | NM_004048.2 |
| **UniProt Accession #** | P61769; P01884; Q540F8; Q6IAT8; Q9UCK0; Q9UD48; Q9UDF4 |
| **NCBI Official Full Name** | beta-2-microglobulin |
| **NCBI Official Synonym Full Names** | beta-2-microglobulin |
| **NCBI Official Symbol** | B2M |
| **NCBI Protein Information** | beta-2-microglobulin; beta chain of MHC class I molecules; beta-2-microglobin |
| **UniProt Protein Name** | Beta-2-microglobulin |
| **UniProt Gene Name** | **B2M** |
| **UniProt Entry Name** | B2MG_HUMAN |

**For Research Use Only.** Not for use in diagnostic or therapeutic procedures. Small volumes of product may become entrapped in the seal of the vial during shipment and storage; if necessary, briefly centrifuge the vial on a tabletop centrifuge to dislodge any liquid in the cap.

**AAA Biotech** | Tel: +1 (619) 604-9440 | Fax: +1 (619) 604-9441 | contact@aaabiotech.com
Online datasheet: https://www.aaabiotech.com/polyclonal/beta-2-microglobulin-antibody-immunoprecipitation-immunohistochemistry-western-blot-elisa/311115