Rabbit TMOD3 Polyclonal Antibody | anti-TMOD3 antibody

TMOD3 Polyclonal Antibody

CATALOG #	HOST	REACTIVITY	APPLICATIONS
AAA311378	**Rabbit**	**Human, Mouse, Rat**	**Immunofluorescence, Immunohistochemistry, Western Blot**

PRODUCT SYNONYMS

TMOD3; Polyclonal Antibody; TMOD3 Polyclonal Antibody; UTMOD; tropomodulin-3; anti-TMOD3 antibody

PRODUCT SPECIFICATIONS

Host	Rabbit
Reactivity	Human, Mouse, Rat
Clonality	Polyclonal
Isotype	IgG
Purity/Purification	Affinity purification
Form/Format	PBS with 50% glycerol, pH7.4
Applicable Applications for anti-TMOD3 antibody	IF (Immunofluorescence), IHC (Immunohistochemistry), WB (Western Blot)
Immunogen	Recombinant fusion protein of human TMOD3 (NP_055362.1).
Conjugation	Unconjugated
Preparation and Storage	Store at -20 degree C. Avoid freeze/thaw cycles.

IMAGES

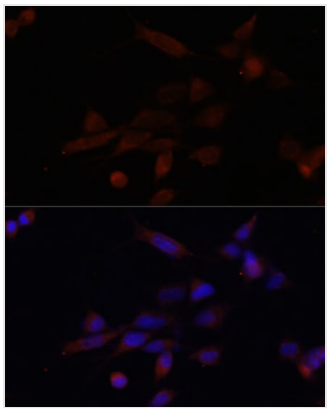

IF (Immunofluorescence)
Immunofluorescence analysis of NIH-3T3 cells using TMOD3 antibody.

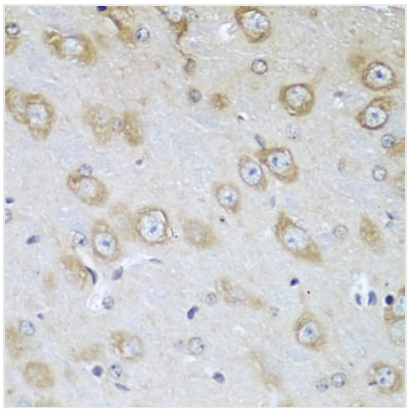

IHC (Immunohistochemisry)
Immunohistochemistry of paraffin-embedded mouse brain using TMOD3 antibody.

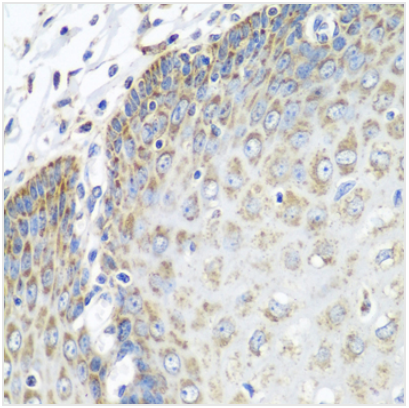

IHC (Immunohiostchemistry)
Immunohistochemistry of paraffin-embedded human esophagus using TMOD3 antibody.

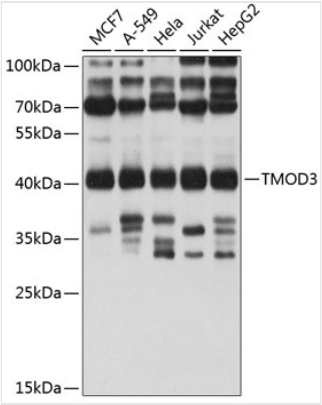

WB (Western Blot)
Western blot analysis of extracts of various cell lines, using TMOD3 antibody.

ADDITIONAL INFORMATION

Product Categories/Family for anti-TMOD3 antibody	Total protein Ab

NCBI AND UNIPROT INFORMATION

NCBI GI #	7657649
NCBI GeneID	29766
NCBI Accession #	NP_055362.1
NCBI GenBank Nucleotide #	NM_014547.4
UniProt Accession #	Q9NYL9; Q9NT43; Q9NZR0; B2R6G7
Molecular Weight	39,595 Da
NCBI Official Full Name	tropomodulin-3
NCBI Official Synonym Full Names	tropomodulin 3 (ubiquitous)
NCBI Official Symbol	TMOD3
NCBI Official Synonym Symbols	UTMOD
NCBI Protein Information	tropomodulin-3; ubiquitous tropomodulin
UniProt Protein Name	Tropomodulin-3
UniProt Gene Name	**TMOD3**
UniProt Synonym Gene Names	U-Tmod
UniProt Entry Name	TMOD3_HUMAN

For Research Use Only. Not for use in diagnostic or therapeutic procedures. Small volumes of product may become entrapped in the seal of the vial during shipment and storage; if necessary, briefly centrifuge the vial on a tabletop centrifuge to dislodge any liquid in the cap.

AAA Biotech | Tel: +1 (619) 604-9440 | Fax: +1 (619) 604-9441 | contact@aaabiotech.com
Online datasheet: https://www.aaabiotech.com/polyclonal/tmod3-antibody-immunofluorescence-immunohistochemistry-western-blot-elisa/311378