Rabbit MGAT1 Polyclonal Antibody | anti-MGAT1 antibody

MGAT1 Polyclonal Antibody

CATALOG #	HOST	REACTIVITY	APPLICATIONS
AAA311415	**Rabbit**	**Human, Mouse, Rat**	**Immunohistochemistry, Western Blot**

PRODUCT SYNONYMS

MGAT1; Polyclonal Antibody; MGAT1 Polyclonal Antibody; GLCNAC-TI; GLCT1; GLYT1; GNT-1; GNT-I; GnTI; MGAT; alpha-1; 3-mannosyl-glycoprotein 2-beta-N-acetylglucosaminyltransferase; anti-MGAT1 antibody

PRODUCT SPECIFICATIONS

Host	Rabbit
Reactivity	Human, Mouse, Rat
Clonality	Polyclonal
Isotype	IgG
Purity/Purification	Affinity purification
Form/Format	PBS with 50% glycerol, pH7.4
Applicable Applications for anti-MGAT1 antibody	IHC (Immunohistochemistry), WB (Western Blot)
Immunogen	Recombinant fusion protein of human MGAT1 (NP_001108092.1).
Conjugation	Unconjugated
Preparation and Storage	Store at -20 degree C. Avoid freeze/thaw cycles.

IMAGES

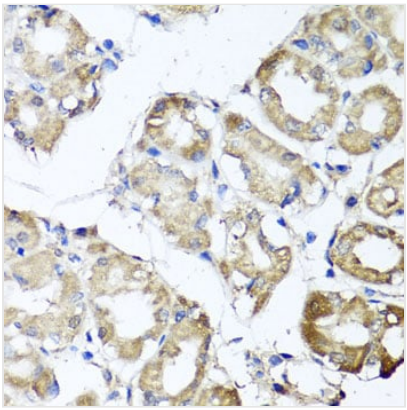

IHC (Immunohistochemisry)
Immunohistochemistry of paraffin-embedded human stomach using MGAT1 antibody.

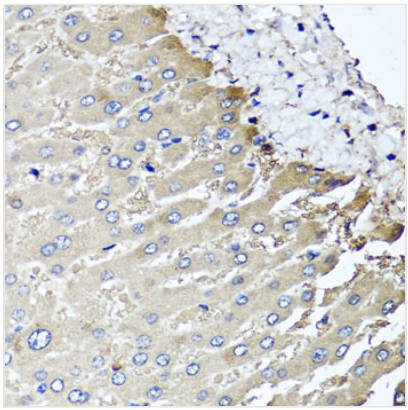

IHC (Immunohiostchemistry)
Immunohistochemistry of paraffin-embedded human liver damage using MGAT1 antibody.

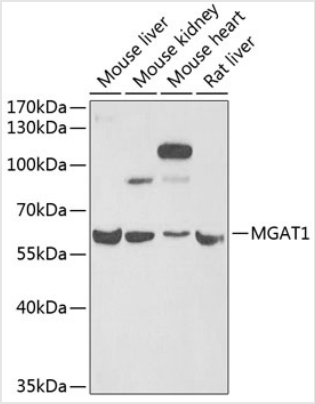

WB (Western Blot)
Western blot analysis of extracts of various cell lines, using MGAT1 antibody.

ADDITIONAL INFORMATION

Related Product Information for anti-MGAT1 antibody	There are believed to be over 100 different glycosyltransferases involved in the synthesis of protein-bound and lipid-bound oligosaccharides. UDP-N-acetylglucosamine:alpha-3-D-mannoside beta-1, 2-N-acetylglucosaminyltransferase I is a medial-Golgi enzyme essential for the synthesis of hybrid and complex N-glycans. The protein, encoded by a single exon, shows typical features of a type II transmembrane protein. The protein is believed to be essential for normal embryogenesis. Several variants encoding the same protein have been found for this gene.
Product Categories/Family for anti-MGAT1 antibody	Total protein Ab

NCBI AND UNIPROT INFORMATION

NCBI GI #	167857786
NCBI GeneID	4245
NCBI Accession #	NP_001108092.1
NCBI GenBank Nucleotide #	NM_001114620.1
UniProt Accession #	P26572; Q6IBE3; A8K404; B3KRU8; D3DWR1
Molecular Weight	50,878 Da
NCBI Official Full Name	alpha-1,3-mannosyl-glycoprotein 2-beta-N-acetylglucosaminyltransferase
NCBI Official Synonym Full Names	mannosyl (alpha-1,3-)-glycoprotein beta-1,2-N-acetylglucosaminyltransferase
NCBI Official Symbol	MGAT1
NCBI Official Synonym Symbols	MGAT; GLCT1; GLYT1; GNT-1; GNT-I; GLCNAC-TI
NCBI Protein Information	alpha-1,3-mannosyl-glycoprotein 2-beta-N-acetylglucosaminyltransferase; glcNAc-T I; N-glycosyl-oligosaccharide-glycoprotein N-acetylglucosaminyltransferase I
UniProt Protein Name	Alpha-1,3-mannosyl-glycoprotein 2-beta-N-acetylglucosaminyltransferase
UniProt Gene Name	**MGAT1**
UniProt Synonym Gene Names	GGNT1; GLCT1; GLYT1; MGAT
UniProt Entry Name	MGAT1_HUMAN

For Research Use Only. Not for use in diagnostic or therapeutic procedures. Small volumes of product may become entrapped in the seal of the vial during shipment and storage; if necessary, briefly centrifuge the vial on a tabletop centrifuge to dislodge any liquid in the cap.