Rabbit TAZ Polyclonal Antibody | anti-TAZ antibody

TAZ Rabbit Polyclonal Antibody

CATALOG #	HOST	REACTIVITY	APPLICATIONS
AAA312971	**Rabbit**	**Human, Mouse, Rat**	**Immunofluorescence, Immunohistochemistry, Western Blot**

PRODUCT SYNONYMS

TAZ; Polyclonal Antibody; TAZ Rabbit Polyclonal Antibody; BTK; AGMX1; AT; ATK; BPK; IMD1; PSCTK1; XLA; Bruton tyrosine kinase; WWTR1; anti-TAZ antibody

PRODUCT SPECIFICATIONS

Host	Rabbit
Reactivity	Human, Mouse, Rat
Clonality	Polyclonal
Isotype	IgG
Purity/Purification	Affinity purification
Form/Format	PBS with 0.02% sodium azide, 50% glycerol, pH7.3.
Applicable Applications for anti-TAZ antibody	IF (Immunofluorescence), IHC (Immunohistochemistry), WB (Western Blot)
Immunogen	Recombinant fusion protein of human TAZ (NP_056287.1).
Preparation and Storage	Store at -20 degree C. Avoid freeze/thaw cycles.

IMAGES

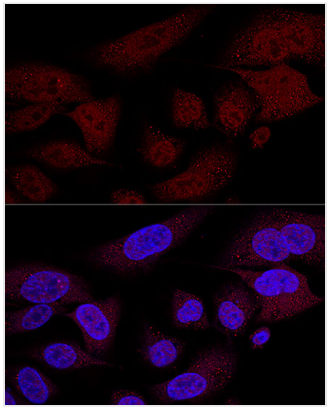

IF (Immunofluorescence)
Confocal immunofluorescence analysis of U2OS cells using TAZ at dilution of 1:100 (60x lens). Blue: DAPI for nuclear staining.

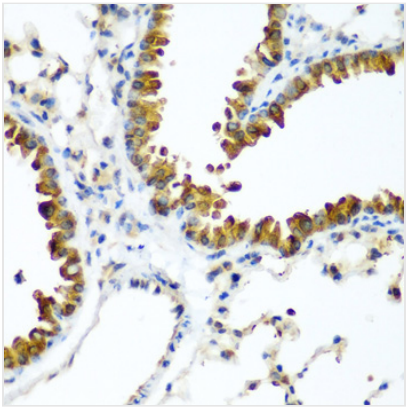

IHC (Immunohiostchemistry)
Immunohistochemistry of paraffin-embedded mouse lung using TAZ at dilution of 1:200 (40x lens).

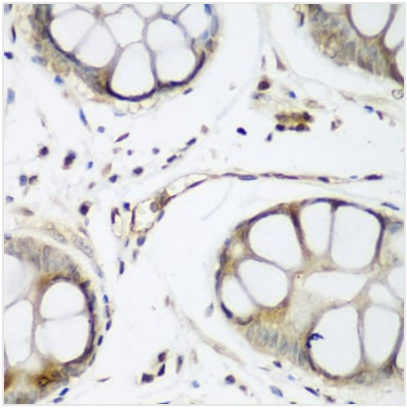

IHC (Immunohistochemistry)
Immunohistochemistry of paraffin-embedded human gastric using TAZ at dilution of 1:200 (40x lens).

ADDITIONAL INFORMATION

Product Categories/Family for anti-TAZ antibody	Primary Antibodies

NCBI AND UNIPROT INFORMATION

NCBI GeneID	25937
Molecular Weight	Calculated MW: 44kDa

For Research Use Only. Not for use in diagnostic or therapeutic procedures. Small volumes of product may become entrapped in the seal of the vial during shipment and storage; if necessary, briefly centrifuge the vial on a tabletop centrifuge to dislodge any liquid in the cap.

AAA Biotech | Tel: +1 (619) 604-9440 | Fax: +1 (619) 604-9441 | contact@aaabiotech.com
Online datasheet: https://www.aaabiotech.com/polyclonal/taz-antibody-immunofluorescence-immunohistochemistry-western-blot-elisa/312971