Rabbit anti-Human, Mouse DR1 Polyclonal Antibody | anti-DR1 antibody

DR1 Rabbit Polyclonal Antibody

CATALOG #	HOST	REACTIVITY	APPLICATIONS
AAA313390	**Rabbit**	**Human, Mouse**	**Immunofluorescence, Immunohistochemistry, Western Blot**

PRODUCT SYNONYMS

DR1; Polyclonal Antibody; DR1 Rabbit Polyclonal Antibody; NC2; NC2-BETA; NC2B; NCB2; anti-DR1 antibody

PRODUCT SPECIFICATIONS

Host	Rabbit
Reactivity	Human, Mouse
Clonality	Polyclonal
Isotype	IgG
Purity/Purification	Affinity purification
Form/Format	Buffer: PBS with 0.02% sodium azide, 50% glycerol, pH7.3.
Applicable Applications for anti-DR1 antibody	IF (Immunofluorescence), IHC (Immunohistochemistry), WB (Western Blot)
Immunogen	Recombinant fusion protein of human DR1 (NP_001929.1).
Preparation and Storage	Store at -20 degree C. Avoid freeze/thaw cycles.

IMAGES

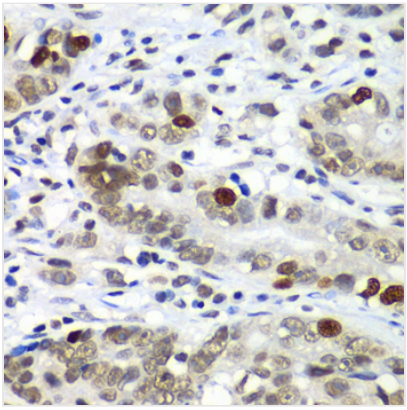

IHC (Immunohistochemisry)
Immunohistochemistry of paraffin-embedded human gastric cancer using DR1 at dilution of 1:100 (40x lens).

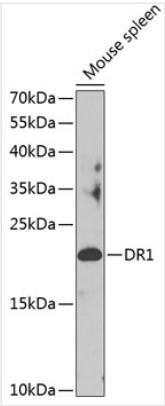

WB (Western Blot)
Western blot analysis of extracts of mouse spleen, using DR1 at 1:1000 dilution.

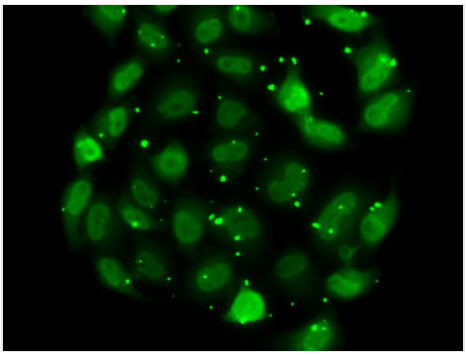

IF (Immunofluorescence)
Immunofluorescence analysis of MCF7 cells using DR1.

ADDITIONAL INFORMATION

Related Product Information for anti-DR1 antibody	This gene encodes a TBP- (TATA box-binding protein) associated phosphoprotein that represses both basal and activated levels of transcription. The encoded protein is phosphorylated in vivo and this phosphorylation affects its interaction with TBP. This protein contains a histone fold motif at the amino terminus, a TBP-binding domain, and a glutamine- and alanine-rich region. The binding of DR1 repressor complexes to TBP-promoter complexes may establish a mechanism in which an altered DNA conformation, together with the formation of higher order complexes, inhibits the assembly of the preinitiation complex and controls the rate of RNA polymerase II transcription.
Product Categories/Family for anti-DR1 antibody	Primary Antibody

NCBI AND UNIPROT INFORMATION

NCBI GI #	4503381
NCBI GeneID	1810
NCBI Accession #	NP_001929.1
NCBI GenBank Nucleotide #	NM_001938.2
UniProt Accession #	Q01658
Molecular Weight	19,444 Da
NCBI Official Full Name	protein Dr1
NCBI Official Synonym Full Names	down-regulator of transcription 1, TBP-binding (negative cofactor 2)
NCBI Official Symbol	DR1
NCBI Official Synonym Symbols	NC2; NC2-BETA
NCBI Protein Information	protein Dr1; TATA-binding protein-associated phosphoprotein; negative cofactor 2-beta
UniProt Protein Name	Protein Dr1
UniProt Gene Name	**DR1**
UniProt Synonym Gene Names	NC2-beta
UniProt Entry Name	NC2B_HUMAN

For Research Use Only. Not for use in diagnostic or therapeutic procedures. Small volumes of product may become entrapped in the seal of the vial during shipment and storage; if necessary, briefly centrifuge the vial on a tabletop centrifuge to dislodge any liquid in the cap.

AAA Biotech | Tel: +1 (619) 604-9440 | Fax: +1 (619) 604-9441 | contact@aaabiotech.com
Online datasheet: https://www.aaabiotech.com/polyclonal/dr1-antibody-immunofluorescence-immunohistochemistry-western-blot-elisa/313390