# Rabbit MT-CYB Polyclonal Antibody | anti-MT-CYB antibody

MT-CYB Rabbit Polyclonal Antibody

| CATALOG # | HOST | REACTIVITY | APPLICATIONS |
|---|---|---|---|
| **AAA313768** | **Rabbit** | **Human, Mouse, Rat** | **Immunofluorescence, Immunohistochemistry, Western Blot** |

## PRODUCT SYNONYMS

MT-CYB; Polyclonal Antibody; MT-CYB Rabbit Polyclonal Antibody; MTCYB; anti-MT-CYB antibody

## PRODUCT SPECIFICATIONS

| | |
|---|---|
| **Host** | Rabbit |
| **Reactivity** | Human, Mouse, Rat |
| **Clonality** | Polyclonal |
| **Isotype** | IgG |
| **Purity/Purification** | Affinity purification |
| **Form/Format** | Buffer: PBS with 0.02% sodium azide, 50% glycerol, pH7.3. |
| **Applicable Applications for anti-MT-CYB antibody** | IF (Immunofluorescence), IHC (Immunohistochemistry), WB (Western Blot) |
| **Immunogen** | Recombinant protein of human MT-CYB. |
| **Preparation and Storage** | Store at -20 degree C. Avoid freeze/thaw cycles. |

## IMAGES

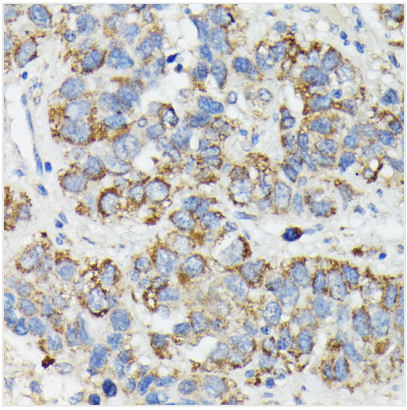

**IHC (Immunohistochemistry)**
Immunohistochemistry of paraffin-embedded human liver cancer using MT-CYB at dilution of 1:100 (40x lens).

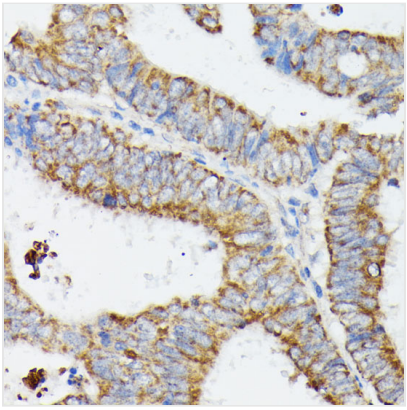

**IHC (Immunohistochemisry)**
Immunohistochemistry of paraffin-embedded human colon carcinoma using MT-CYB at dilution of 1:100 (40x lens).

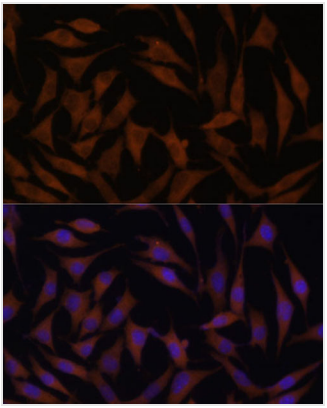

**IF (Immunofluorescence)**
Immunofluorescence analysis of L929 cells using MT-CYB Polyclonal at dilution of 1:100 (40x lens). Blue: DAPI for nuclear staining.

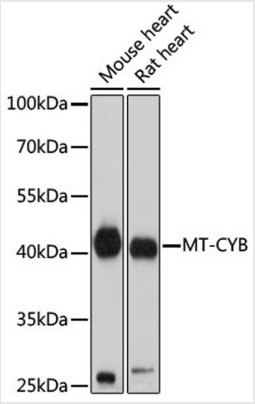


**WB (Western Blot)**
Western blot analysis of extracts of various cell lines, using MT-CYB at 1:1000 dilution.

## ADDITIONAL INFORMATION

| | |
|---|---|
| **Product Categories/Family for anti-MT-CYB antibody** | Primary Antibody |

## NCBI AND UNIPROT INFORMATION

| | |
|---|---|
| **NCBI GI #** | 251831119 |
| **NCBI GeneID** | 4519 |
| **NCBI Accession #** | YP_003024038.1 |
| **NCBI GenBank Nucleotide #** | NC_012920.1 |
| **UniProt Accession #** | P00156; Q34786; Q8HBR6; Q8HNQ0; Q8HNQ1; Q8HNQ9; Q8HNR4; Q8HNR7; Q8W7V8; Q8WCV9; Q8WCY2; Q8WCY7 |
| **Molecular Weight** | 42,718 Da |
| **NCBI Official Full Name** | cytochrome b (mitochondrion) |
| **NCBI Official Synonym Full Names** | mitochondrially encoded cytochrome b |
| **NCBI Official Symbol** | MT-CYB |
| **NCBI Official Synonym Symbols** | MTCYB; CYTB |
| **NCBI Protein Information** | cytochrome b |
| **UniProt Protein Name** | Cytochrome b |
| **UniProt Gene Name** | **MT-CYB** |
| **UniProt Synonym Gene Names** | COB; CYTB; MTCYB |
| **UniProt Entry Name** | CYB_HUMAN |

**For Research Use Only.** Not for use in diagnostic or therapeutic procedures. Small volumes of product may become entrapped in the seal of the vial during shipment and storage; if necessary, briefly centrifuge the vial on a tabletop centrifuge to dislodge any liquid in the cap.

**AAA Biotech** | Tel: +1 (619) 604-9440 | Fax: +1 (619) 604-9441 | contact@aaabiotech.com
Online datasheet: https://www.aaabiotech.com/polyclonal/mt-cyb-antibody-immunofluorescence-immunohistochemistry-western-blot-elisa/313768