# Rabbit RPIA Polyclonal Antibody | anti-RPIA antibody

RPIA Rabbit Polyclonal Antibody

| CATALOG # | HOST | REACTIVITY | APPLICATIONS |
|---|---|---|---|
| **AAA314195** | **Rabbit** | **Human, Mouse, Rat** | **Immunohistochemistry, Western Blot** |

## PRODUCT SYNONYMS

RPIA; Polyclonal Antibody; RPIA Rabbit Polyclonal Antibody; RPI; RPIAD; anti-RPIA antibody

## PRODUCT SPECIFICATIONS

| | |
|---|---|
| **Host** | Rabbit |
| **Reactivity** | Human, Mouse, Rat |
| **Clonality** | Polyclonal |
| **Isotype** | IgG |
| **Purity/Purification** | Affinity purification |
| **Form/Format** | Buffer: PBS with 0.02% sodium azide, 50% glycerol, pH7.3. |
| **Applicable Applications for anti-RPIA antibody** | IHC (Immunohistochemistry), WB (Western Blot) |
| **Immunogen** | Recombinant fusion protein of human RPIA (NP_653164.2). |
| **Preparation and Storage** | Store at -20 degree C. Avoid freeze/thaw cycles. |

## IMAGES

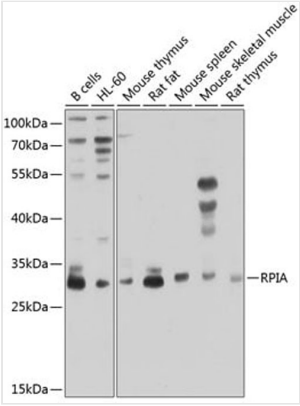


**WB (Western Blot)**
Western blot analysis of extracts of various cell lines, using RPIA at 1:1000 dilution.

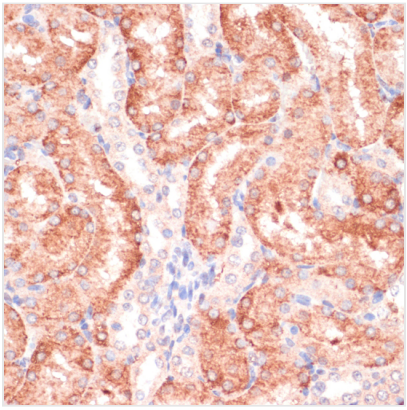

**IHC (Immunohiostchemistry)**
Immunohistochemistry of paraffin-embedded rat kidney using RPIA at dilution of 1:100 (40x lens).

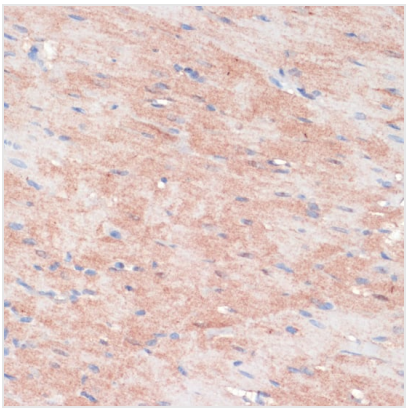

**IHC (Immunohistochemistry)**
Immunohistochemistry of paraffin-embedded rat heart using RPIA at dilution of 1:100 (40x lens).

## ADDITIONAL INFORMATION

| | |
|---|---|
| **Related Product Information for anti-RPIA antibody** | The protein encoded by this gene is an enzyme, which catalyzes the reversible conversion between ribose-5-phosphate and ribulose-5-phosphate in the pentose-phosphate pathway. This gene is highly conserved in most organisms. The enzyme plays an essential role in the carbohydrate metabolism. Mutations in this gene cause ribose 5-phosphate isomerase deficiency. A pseudogene is found on chromosome 18. |
| **Product Categories/Family for anti-RPIA antibody** | Primary Antibody |

## NCBI AND UNIPROT INFORMATION

| | |
|---|---|
| **NCBI GI #** | 94536842 |
| **NCBI GeneID** | 22934 |
| **NCBI Accession #** | NP_653164.2 |
| **NCBI GenBank Nucleotide #** | NM_144563.2 |
| **UniProt Accession #** | P49247; Q541P9; Q96BJ6 |
| **Molecular Weight** | 33,269 Da |
| **NCBI Official Full Name** | ribose-5-phosphate isomerase |
| **NCBI Official Synonym Full Names** | ribose 5-phosphate isomerase A |
| **NCBI Official Symbol** | RPIA |
| **NCBI Official Synonym Symbols** | RPI; RPIAD |
| **NCBI Protein Information** | ribose-5-phosphate isomerase; phosphoriboisomerase; ribose 5-phosphate epimerase |
| **UniProt Protein Name** | Ribose-5-phosphate isomerase |
| **UniProt Gene Name** | **RPIA** |
| **UniProt Synonym Gene Names** | RPI |
| **UniProt Entry Name** | RPIA_HUMAN |

**For Research Use Only.** Not for use in diagnostic or therapeutic procedures. Small volumes of product may become entrapped in the seal of the vial during shipment and storage; if necessary, briefly centrifuge the vial on a tabletop centrifuge to dislodge any liquid in the cap.

**AAA Biotech** | Tel: +1 (619) 604-9440 | Fax: +1 (619) 604-9441 | contact@aaabiotech.com
Online datasheet: https://www.aaabiotech.com/polyclonal/rpia-antibody-immunohistochemistry-western-blot-elisa/314195