Rabbit TFAM Polyclonal Antibody | anti-TFAM antibody

TFAM Rabbit Polyclonal Antibody

CATALOG #	HOST	REACTIVITY	APPLICATIONS
AAA314718	**Rabbit**	**Human, Rat, Mouse**	**Immunofluorescence, Immunohistochemistry, Western Blot**

PRODUCT SYNONYMS

TFAM; Polyclonal Antibody; TFAM Rabbit Polyclonal Antibody; MTDPS15; MTTF1; MTTFA; TCF6; TCF6L1; TCF6L2; TCF6L3; anti-TFAM antibody

PRODUCT SPECIFICATIONS

Host	Rabbit
Reactivity	Human, Rat, Mouse
Clonality	Polyclonal
Isotype	IgG
Purity/Purification	Affinity purification
Form/Format	PBS with 0.02% sodium azide, 50% glycerol, pH7.3.
Applicable Applications for anti-TFAM antibody	IF (Immunofluorescence), IHC (Immunohistochemistry), WB (Western Blot)
Immunogen	Recombinant fusion protein of human TFAM (NP_003192.1).
Preparation and Storage	Store at -20 degree C. Avoid freeze/thaw cycles.

IMAGES

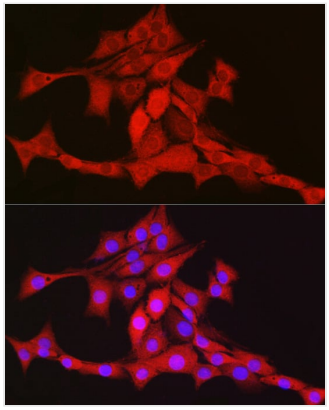

IF (Immunofluorescence)
Immunofluorescence analysis of PC-12 cells using TFAM Rabbit pAb.

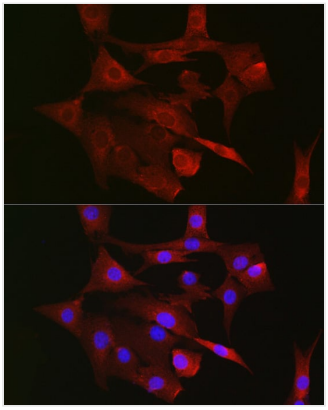

IF (Immunofluorescence)
Immunofluorescence analysis of NIH/3T3 cells using TFAM Rabbit pAb.

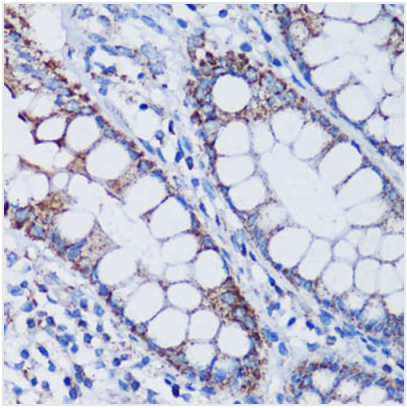

IHC (Immunohistochemisry)
Immunohistochemistry of paraffin-embedded human colon using TFAM antibody.

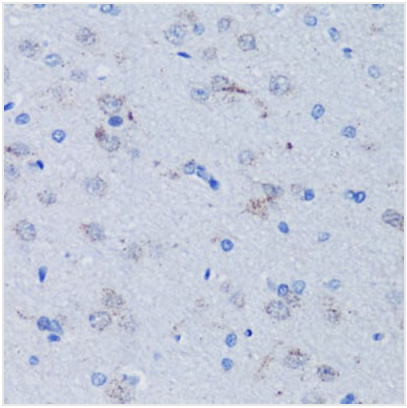

IHC (Immunohiostchemistry)
Immunohistochemistry of paraffin-embedded rat brain using TFAM antibody.

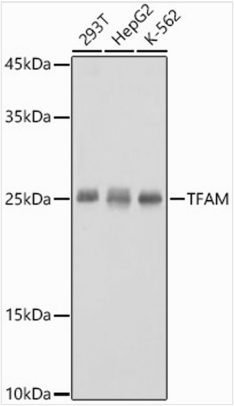

WB (Western Blot)
Western blot analysis of extracts of various cell lines, using TFAM antibody.

ADDITIONAL INFORMATION

Related Product Information for anti-TFAM antibody	This gene encodes a key mitochondrial transcription factor containing two high mobility group motifs. The encoded protein also functions in mitochondrial DNA replication and repair. Sequence polymorphisms in this gene are associated with Alzheimer's and Parkinson's diseases. There are pseudogenes for this gene on chromosomes 6, 7, and 11. Alternative splicing results in multiple transcript variants.
Product Categories/Family for anti-TFAM antibody	Primary Antibody

NCBI AND UNIPROT INFORMATION

Molecular Weight	Calculated MW: 25kDa/29kDa SDS Page MW: 25KDa

For Research Use Only. Not for use in diagnostic or therapeutic procedures. Small volumes of product may become entrapped in the seal of the vial during shipment and storage; if necessary, briefly centrifuge the vial on a tabletop centrifuge to dislodge any liquid in the cap.

AAA Biotech | Tel: +1 (619) 604-9440 | Fax: +1 (619) 604-9441 | contact@aaabiotech.com
Online datasheet: https://www.aaabiotech.com/polyclonal/tfam-antibody-immunofluorescence-immunohistochemistry-western-blot-elisa/314718