Rabbit anti-Human p14 ARF Polyclonal Antibody | anti-p14 ARF antibody

p14 ARF Antibody

CATALOG #	HOST	REACTIVITY	APPLICATIONS
AAA317292	**Rabbit**	**Human**	**ELISA, Immunofluorescence, Immunohistochemistry, Western Blot**

PRODUCT SYNONYMS

p14 ARF; Polyclonal Antibody; p14 ARF Antibody; CDK4I; CMM2; MLM; MTS1; TP16; p16(INK4); p19; CDK4 inhibitor p16-INK4; alternative reading frame p14; cell cycle negative regulator beta; cyclin-dependent kinase inhibitor 2A (melanoma; p16; inhibits CDK4); cyclin-dependent kinase inhibitor 2A isoform 1;; anti-p14 ARF antibody

PRODUCT SPECIFICATIONS

Host	Rabbit
Reactivity	Human
Clonality	Polyclonal
Specificity	p14 ARF Antibody detects endogenous levels of total p14 ARF protein.
Purity/Purification	Purified from rabbit antiserum by affinity-chromatography using immunogen.
Form/Format	Rabbit IgG in phosphate buffered saline (without Mg2+ and Ca2+), pH 7.4, 150mM NaCl, 0.02% sodium azide and 50% glycerol.
Concentration	1 mg/ml (varies by lot)
Sequence Length	156
Applicable Applications for anti-p14 ARF antibody	ELISA, IF (Immunofluorescence), IHC (Immunohistochemistry), WB (Western Blot)
Target Modification	Unmodified/Total
Immunogen	The antiserum was produced against synthesized peptide derived from human p14 ARF.
Immunogen Range	71-120
Preparation and Storage	Stable at -20 degree C for at least 1 year.

IMAGES

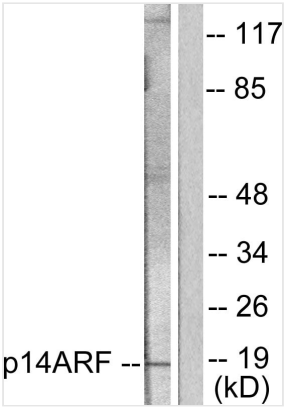

WB (Western Blot)
Western blot analysis of lysates from HeLa cells, using p14 ARF Antibody. The lane on the right is blocked with the synthesized peptide.

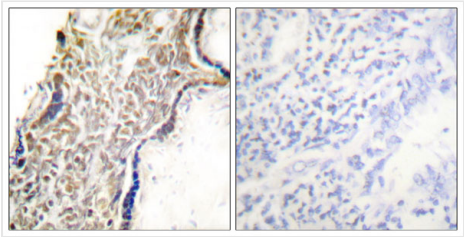

IHC (Immunohiostchemistry)
Immunohistochemistry analysis of paraffin-embedded human placenta tissue, using p14 ARF Antibody. The picture on the right is blocked with the synthesized peptide.

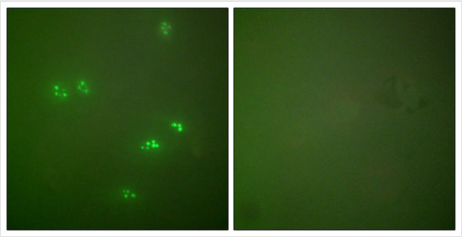

IF (Immunofluorescence)
Immunofluorescence analysis of HeLa cells, using p14 ARF Antibody. The picture on the right is blocked with the synthesized peptide.

NCBI AND UNIPROT INFORMATION

NCBI GI #	300863096
NCBI GeneID	1029
NCBI Accession #	NP_478102.2
NCBI GenBank Nucleotide #	NM_058195.3
UniProt Accession #	Q8N726; Q13195; Q13399; Q16360; Q7KZR9; D3DRK2; P42771
Molecular Weight	18 kDa
NCBI Official Full Name	cyclin-dependent kinase inhibitor 2A p14ARF
NCBI Official Synonym Full Names	cyclin dependent kinase inhibitor 2A
NCBI Official Symbol	CDKN2A
NCBI Official Synonym Symbols	ARF; MLM; P14; P16; P19; CMM2; INK4; MTS1; TP16; CDK4I; CDKN2; INK4A; MTS-1; P14ARF; P19ARF; P16INK4; P16INK4A; P16-INK4A
NCBI Protein Information	cyclin-dependent kinase inhibitor 2A
UniProt Protein Name	Tumor suppressor ARF
UniProt Gene Name	**CDKN2A**
UniProt Synonym Gene Names	ARF

For Research Use Only. Not for use in diagnostic or therapeutic procedures. Small volumes of product may become entrapped in the seal of the vial during shipment and storage; if necessary, briefly centrifuge the vial on a tabletop centrifuge to dislodge any liquid in the cap.