Rabbit ALDH2 Polyclonal Antibody | anti-ALDH2 antibody

ALDH2 Polyclonal Antibody

CATALOG #	HOST	REACTIVITY	APPLICATIONS
AAA36821	**Rabbit**	**Human, Mouse, Rat**	**Immunofluorescence, Immunohistochemistry, Western Blot**

PRODUCT SYNONYMS

ALDH2; Polyclonal Antibody; ALDH2 Polyclonal Antibody; ALDH-E2; ALDHI; ALDM; MGC1806; anti-ALDH2 antibody

PRODUCT SPECIFICATIONS

Host	Rabbit
Reactivity	Human, Mouse, Rat
Clonality	Polyclonal
Isotype	IgG
Purity/Purification	Affinity Purification
Concentration	1mg/ml (varies by lot)
Sequence Length	517
Applicable Applications for anti-ALDH2 antibody	IF (Immunofluorescence), IHC (Immunohistochemistry), WB (Western Blot)
Species	Human
Immunogen	Recombinant Protein
Immunogen	Recombinant protein of human ALDH2
Calculated Molecular Weight	56kDa
Preparation and Storage	Store at -20 degree C (regular) or -80 degree C (long term). Avoid freeze / thaw cycles. Buffer: PBS with 0.02% sodium azide, 50% glycerol, pH7.3.

IMAGES

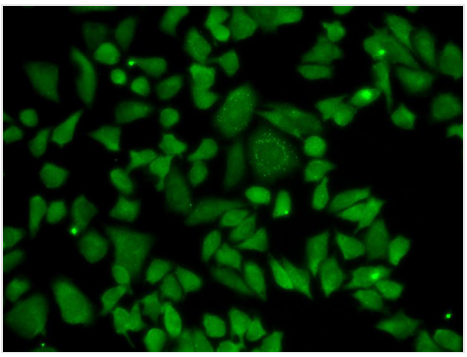

IF (Immunofluorescence)
Immunofluorescence analysis of A549 cells using ALDH2 antibody.

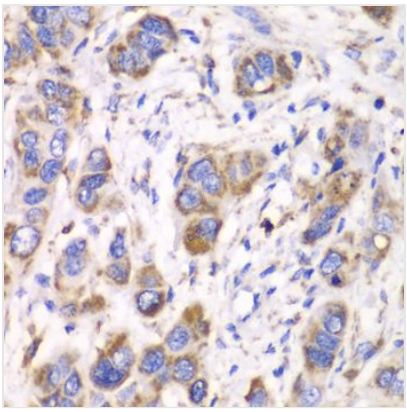

IHC (Immunohistochemistry)
Immunohistochemistry of paraffin-embedded human esophageal cancer using ALDH2 antibody at dilution of 1:100 (40x lens).

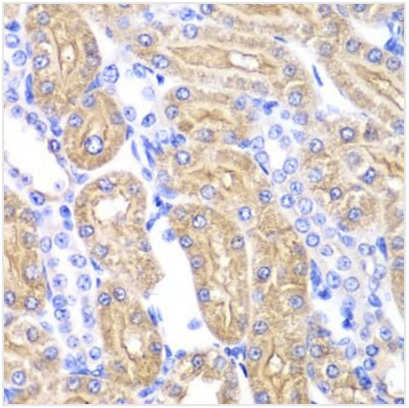

IHC (Immunohistochemisry)
Immunohistochemistry of paraffin-embedded rat kidney using ALDH2 antibody at dilution of 1:100 (40x lens).

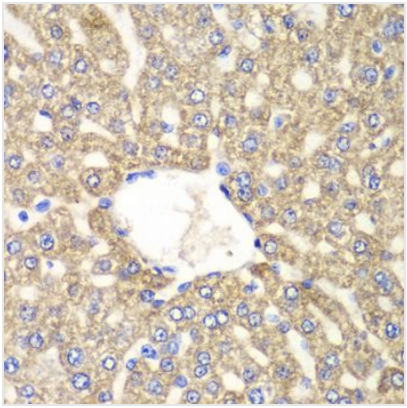

IHC (Immunohiostchemistry)
Immunohistochemistry of paraffin-embedded rat liver using ALDH2 antibody at dilution of 1:100 (40x lens).

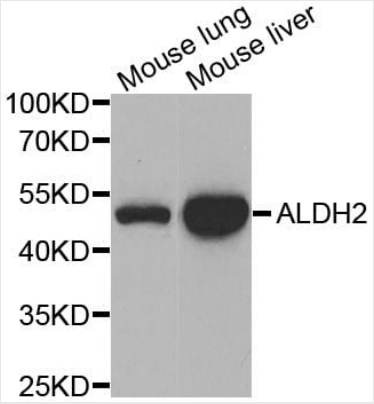

WB (Western Blot)
Western blot analysis of extracts of various cell lines, using ALDH2 antibody at 1:1000 dilution.Secondary antibody: HRP Goat Anti-Rabbit IgG (H+L) at 1:10000 dilution.Lysates/proteins: 25ug per lane.Blocking buffer: 3% nonfat dry milk in TBST.

ADDITIONAL INFORMATION

Related Product Information for anti-ALDH2 antibody	Acetaldehyde dehydrogenase is the next enzyme after alcohol dehydrogenase in the major pathway of alcohol metabolism. It mediates NADP+-dependent oxidation of aldehydes into acids during detoxification of alcohol-derived acetaldehyde; lipid peroxidation; and metabolism of corticosteroids, biogenic amines and neurotransmitters. Genetic variation in ALDH2 is responsible for individual differences in responses to drinking alcohol. Thus, the absence of this enzyme is linked to alcohol intolerance and a reduced risk for alcoholism-related liver disease.
Product Categories/Family for anti-ALDH2 antibody	Polyclonal

NCBI AND UNIPROT INFORMATION

NCBI GI #	118504
NCBI GeneID	217
UniProt Accession #	P05091; Q03639; Q6IB13; Q6IV71; B4DW54; E7EUE5
Molecular Weight	517
NCBI Official Full Name	Aldehyde dehydrogenase, mitochondrial
NCBI Official Synonym Full Names	aldehyde dehydrogenase 2 family (mitochondrial)
NCBI Official Symbol	ALDH2
NCBI Official Synonym Symbols	ALDM; ALDHI; ALDH-E2

NCBI Protein Information	aldehyde dehydrogenase, mitochondrial; ALDH class 2; liver mitochondrial ALDH; acetaldehyde dehydrogenase 2; nucleus-encoded mitochondrial aldehyde dehydrogenase 2
UniProt Protein Name	Aldehyde dehydrogenase, mitochondrial
UniProt Gene Name	**ALDH2**
UniProt Synonym Gene Names	ALDM
UniProt Entry Name	ALDH2_HUMAN

For Research Use Only. Not for use in diagnostic or therapeutic procedures. Small volumes of product may become entrapped in the seal of the vial during shipment and storage; if necessary, briefly centrifuge the vial on a tabletop centrifuge to dislodge any liquid in the cap.

AAA Biotech | Tel: +1 (619) 604-9440 | Fax: +1 (619) 604-9441 | contact@aaabiotech.com
Online datasheet: https://www.aaabiotech.com/polyclonal/aldh2-antibody-immunofluorescence-immunohistochemistry-western-blot-elisa/36821