Rabbit PSG1 Polyclonal Antibody | anti-PSG1 antibody

PSG1 Polyclonal Antibody

CATALOG #	HOST	REACTIVITY	APPLICATIONS
AAA37567	**Rabbit**	**Human, Mouse, Rat**	**Immunofluorescence, Immunohistochemistry, Western Blot**

PRODUCT SYNONYMS

PSG1; Polyclonal Antibody; PSG1 Polyclonal Antibody; SP1; B1G1; PBG1; CD66f; PSBG1; PSG95; PSGGA; DHFRP2; PSBG-1; PSGIIA; FL-NCA-1/2; PS-beta-C/D; PS-beta-G-1; anti-PSG1 antibody

PRODUCT SPECIFICATIONS

Host	Rabbit
Reactivity	Human, Mouse, Rat
Clonality	Polyclonal
Isotype	IgG
Purity/Purification	Affinity Purification
Concentration	1mg/ml (varies by lot)
Sequence Length	419
Applicable Applications for anti-PSG1 antibody	IF (Immunofluorescence), IHC (Immunohistochemistry), WB (Western Blot)
Species	Human
Immunogen	Recombinant Protein
Immunogen	Recombinant protein of human PSG1
Calculated Molecular Weight	47kDa
Preparation and Storage	Store at -20 degree C (regular) or -80 degree C (long term). Avoid freeze / thaw cycles. Buffer: PBS with 0.02% sodium azide, 50% glycerol, pH7.3.

IMAGES

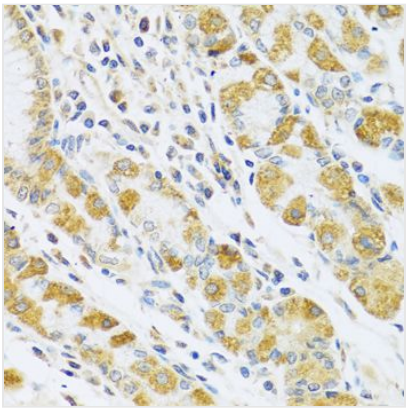

IHC (Immunohistochemisry)
Immunohistochemistry of paraffin-embedded human stomach using PSG1 antibody at dilution of 1:100 (40x lens).

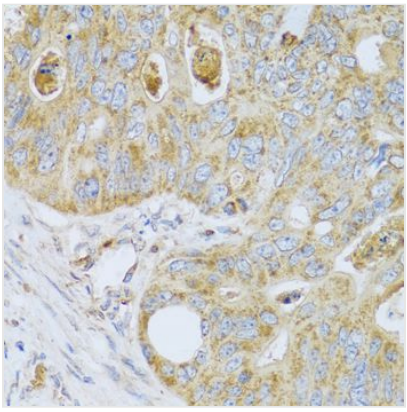

IHC (Immunohiostchemistry)
Immunohistochemistry of paraffin-embedded human colon carcinoma using PSG1 antibody at dilution of 1:100 (40x lens).

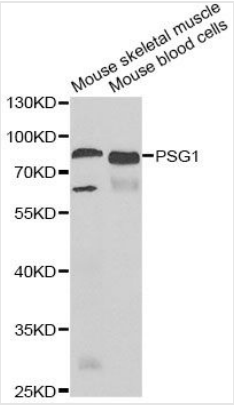

WB (Western Blot)
Western blot analysis of extracts of various cell lines, using PSG1 antibody at 1:1000 dilution.Secondary antibody: HRP Goat Anti-Rabbit IgG (H+L) at 1:10000 dilution.Lysates/proteins: 25ug per lane.Blocking buffer: 3% nonfat dry milk in TBST.Detection: ECL Basic Kit.Exposure time: 90s.

ADDITIONAL INFORMATION

Related Product Information for anti-PSG1 antibody	The human placenta is a multihormonal endocrine organ that produces hormones, enzymes, and other molecules that support fetal survival and development. Pregnancy-specific beta-1-glycoprotein (PSBG, PSG) is a major product of the syncytiotrophoblast, reaching concentrations of 100 to 290 mg/l at term in the serum of pregnant women (Horne et al., 1976
Product Categories/Family for anti-PSG1 antibody	Polyclonal

NCBI AND UNIPROT INFORMATION

NCBI GI #	129661
NCBI GeneID	5669
UniProt Accession #	P11464; O75236; P11462; P11463; Q15231; Q15241; Q15243; Q16660; Q6ICR4; Q9P1W5; Q9UQ79
Molecular Weight	419
NCBI Official Full Name	Pregnancy-specific beta-1-glycoprotein 1
NCBI Official Synonym Full Names	pregnancy specific beta-1-glycoprotein 1
NCBI Official Symbol	PSG1
NCBI Official Synonym Symbols	SP1; B1G1; PBG1; CD66f; PSBG1; PSG95; PSGGA; DHFRP2; PSBG-1; PSGIIA; FL-NCA-1/2; PS-beta-C/D; PS-beta-G-1
NCBI Protein Information	pregnancy-specific beta-1-glycoprotein 1; CD66 antigen-like family member F; pregnancy-specific B-1 glycoprotein; pregnancy-specific beta-1 glycoprotein C/D; fetal liver non-specific cross-reactive antigen 1/2
UniProt Protein Name	Pregnancy-specific beta-1-glycoprotein 1
UniProt Gene Name	**PSG1**
UniProt Synonym Gene Names	B1G1; PSBG1; PSGGA; PS-beta-G-1; PSBG-1; Pregnancy-specific glycoprotein 1; FL-NCA-1/2; PS-beta-C/D
UniProt Entry Name	PSG1_HUMAN

For Research Use Only. Not for use in diagnostic or therapeutic procedures. Small volumes of product may become entrapped in the seal of the vial during shipment and storage; if necessary, briefly centrifuge the vial on a tabletop centrifuge to dislodge any liquid in the cap.

AAA Biotech | Tel: +1 (619) 604-9440 | Fax: +1 (619) 604-9441 | contact@aaabiotech.com
Online datasheet: https://www.aaabiotech.com/polyclonal/psg1-antibody-immunofluorescence-immunohistochemistry-western-blot-elisa/37567