# Rabbit NUMB Polyclonal Antibody | anti-NUMB antibody

NUMB Antibody

| CATALOG # | HOST | REACTIVITY | APPLICATIONS |
|---|---|---|---|
| **AAA39296** | **Rabbit** | **Human, Mouse, Rat** | **Immunofluorescence, Immunohistochemistry, Western Blot, ELISA** |

## PRODUCT SYNONYMS

NUMB; Polyclonal Antibody; NUMB Antibody; S171; C14orf41; c14_5527; Protein numb homolog; Protein S171; h-Numb; numb homolog (Drosophila); anti-NUMB antibody

## PRODUCT SPECIFICATIONS

| | |
|---|---|
| **Host** | Rabbit |
| **Reactivity** | Human, Mouse, Rat |
| **Clonality** | Polyclonal |
| **Isotype** | IgG |
| **Specificity** | At least four isoforms of NUMB are known to exist; this antibody will detect all of them. |
| **Purity/Purification** | NUMB Antibody is affinity chromatography purified via peptide column. |
| **Form/Format** | Liquid |
| **Concentration** | 1 mg/mL (varies by lot) |
| **Sequence Length** | 651 |
| **Applicable Applications for anti-NUMB antibody** | IF (Immunofluorescence), IHC (Immunohistochemistry), WB (Western Blot), ELISA |
| **Conjugate** | Unconjugated |
| **Immunogen** | NUMB antibody was raised against a 17 amino acid synthetic peptide near the carboxy terminus of human NUMB. |
| **Buffer** | NUMB Antibody is supplied in PBS containing 0.02% sodium azide. |
| **Preparation and Storage** | NUMB antibody can be stored at 4 degree C for three months and -20 degree C, stable for up to one year. As with all antibodies care should be taken to avoid repeated freeze thaw cycles. Antibodies should not be exposed to prolonged high temperatures. |

## IMAGES

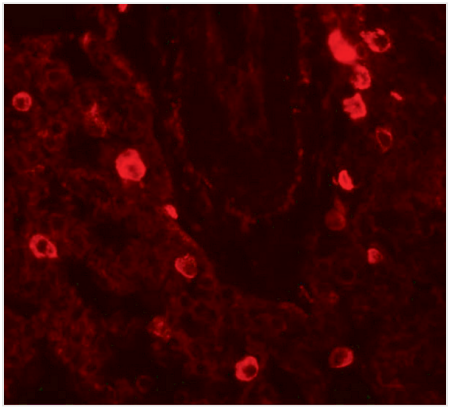

**IF (Immunofluorescence)**
Immunofluorescence of NUMB in human lung tissue with NUMB antibody at 20 μg/mL.

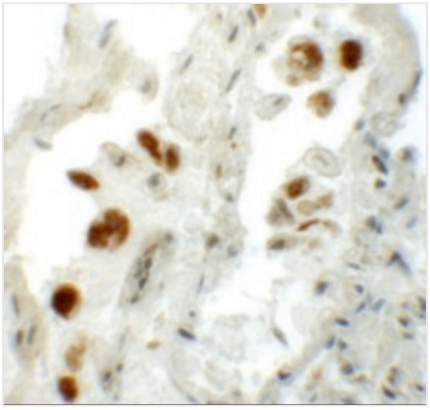

**IHC (Immunohiostchemistry)**
Immunohistochemistry of NUMB in human lung tissue with NUMB antibody at 5 μg/mL.

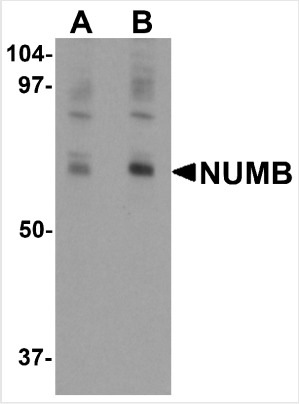


**WB (Western Blot)**
Western blot analysis of NUMB in mouse lung tissue lysate with NUMB antibody at (A) 0.25 and (B) 0.5 μg/mL.

## ADDITIONAL INFORMATION

| | |
|---|---|
| **Related Product Information for anti-NUMB antibody** | NUMB Antibody: NUMB, the mammalian homolog to the Drosophila asymmetric cell fate determinant NUMB, is thought to share several features molecular mechanisms in mammalian cells, generating asymmetric cell divisions during neurogenesis in vertebrate development as well as in hematopoietic stem cells. NUMB has been shown to inhibit Notch signaling, and is itself regulated by ubiquitinylation by MDM2. NUMB has also been shown to help activate the tumor suppressor p53, suggesting that loss of NUMB in cancerous cells would not only activate the potential oncogene Notch, but diminish the tumor suppressing effect of p53. |

## NCBI AND UNIPROT INFORMATION

| | |
|---|---|
| **NCBI GI #** | 54144625 |
| **NCBI GeneID** | 8650 |
| **NCBI Accession #** | NP_1005743 |
| **NCBI GenBank Nucleotide #** | NM_001005743.1 |
| **UniProt Accession #** | P49757; Q6NUQ7; Q86SY1; Q8WW73; Q9UBG1; Q9UEQ4; B1P2N5; B1P2N6; B1P2N7; B1P2N8; B1P2N9; B4E2B1 |
| **Molecular Weight** | 37,396 Da |
| **NCBI Official Full Name** | protein numb homolog isoform 1 |
| **NCBI Official Synonym Full Names** | numb homolog (Drosophila) |

| | |
|---|---|
| **NCBI Official Symbol** | NUMB |
| **NCBI Official Synonym Symbols** | S171; C14orf41; c14_5527 |
| **NCBI Protein Information** | protein numb homolog; h-Numb |
| **UniProt Protein Name** | Protein numb homolog |
| **UniProt Gene Name** | **NUMB** |
| **UniProt Synonym Gene Names** | h-Numb |
| **UniProt Entry Name** | NUMB_HUMAN |

**For Research Use Only.** Not for use in diagnostic or therapeutic procedures. Small volumes of product may become entrapped in the seal of the vial during shipment and storage; if necessary, briefly centrifuge the vial on a tabletop centrifuge to dislodge any liquid in the cap.

**AAA Biotech** | Tel: +1 (619) 604-9440 | Fax: +1 (619) 604-9441 | contact@aaabiotech.com
Online datasheet: https://www.aaabiotech.com/polyclonal/numb-antibody-immunofluorescence-immunohistochemistry-western-blot-elisa/39296