Rabbit BRSK1 Polyclonal Antibody | anti-BRSK1 antibody

BRSK1 Antibody

CATALOG #	HOST	REACTIVITY	APPLICATIONS
AAA39502	**Rabbit**	**Human, Mouse, Rat**	**Immunofluorescence, Immunohistochemistry, Western Blot, ELISA**

PRODUCT SYNONYMS

BRSK1; Polyclonal Antibody; BRSK1 Antibody; hSAD1; KIAA1811; SAD1; SADB; Brain-selective kinase 1; SAD1 homolog; BR serine/threonine kinase 1; anti-BRSK1 antibody

PRODUCT SPECIFICATIONS

Host	Rabbit
Reactivity	Human, Mouse, Rat
Clonality	Polyclonal
Isotype	IgG
Purity/Purification	BRSK1 Antibody is affinity chromatography purified via peptide column.
Form/Format	Liquid
Concentration	1 mg/mL (varies by lot)
Sequence Length	794
Applicable Applications for anti-BRSK1 antibody	IF (Immunofluorescence), IHC (Immunohistochemistry), WB (Western Blot), ELISA
Conjugate	Unconjugated
Immunogen	BRSK1 antibody was raised against a 28 amino acid synthetic peptide from near the carboxy terminus of human BRSK1.
Buffer	BRSK1 Antibody is supplied in PBS containing 0.02% sodium azide.
Preparation and Storage	BRSK1 antibody can be stored at 4 degree C for three months and -20 degree C, stable for up to one year. As with all antibodies care should be taken to avoid repeated freeze thaw cycles. Antibodies should not be exposed to prolonged high temperatures.

IMAGES



IF (Immunofluorescence)
Immunofluorescence of BRSK1 in Human Brain cells with BRSK1 antibody at 20 μg/mL.

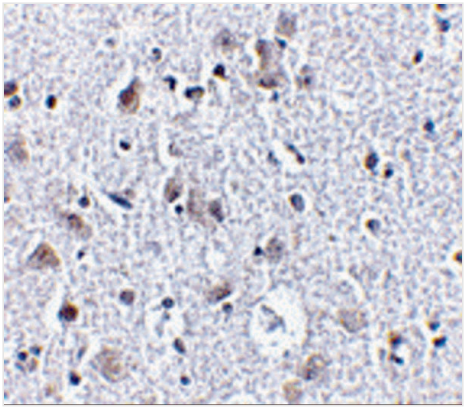

IHC (Immunohiostchemistry)
Immunohistochemistry of BRSK1 in human brain tissue with BRSK1 antibody at 2.5 μg/mL.

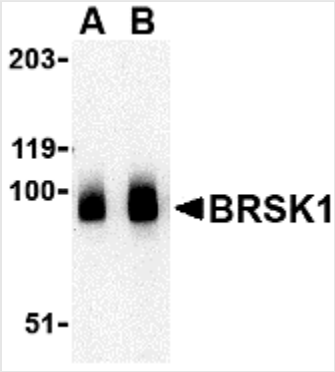

WB (Western Blot)
Western blot analysis of BRSK1 in human brain tissue lysate with BRSK1 antibody at (A) 0.5 and (B) 1 μg/mL.

ADDITIONAL INFORMATION

Related Product Information for anti-BRSK1 antibody	BRSK1 Antibody: BRSK1 was initially identified as a mammalian homolog to the fission yeast S. pombe Cdr2, a mitosis-regulatory kinase and also shows significant homology to the C. elegans neuronal cell polarity regulator SAD1. BRSK1 is unbiquitously expressed, with highest levels of expression in the brain and testes. Similar to its yeast homolog, BRSK1 is thought to be involved in stress-induced cell cycle arrest. Overexpression of this protein leads to the G2/M arrest in HeLa S2 cells and UV-induced G2/M arrest could be partially abrogated by reduced expression of BRSK1 through the use of siRNA, indicating its role in DNA damage checkpoint function. More recently, it has been shown that both BRSK1 and the related protein BRSK2 are required for mammalian neuronal polarization. While BRSK1- and BRSK2-null mice were viable, double-mutant mice died within two hours of birth. Neurons from these mice showed uniformly-sized neurites as opposed to the normal long axon and multiple shorter dendrites. These neurites also displayed both axonal and dendritic markers. At least two isoforms of BRSK1 are known to exist.

NCBI AND UNIPROT INFORMATION

NCBI GI #	34395684
NCBI GeneID	84446
UniProt Accession #	Q8TDC3; Q5J5B5; Q8NDD0; Q8NDR4; Q8TDC2; Q96AV4; Q96JL4; F1DG44
Molecular Weight	38,782 Da
NCBI Official Full Name	BR serine/threonine-protein kinase 1
NCBI Official Synonym Full Names	BR serine/threonine kinase 1

NCBI Official Symbol	BRSK1
NCBI Official Synonym Symbols	hSAD1
NCBI Protein Information	serine/threonine-protein kinase BRSK1; SAD1 kinase; SAD1 homolog; protein kinase SAD1A; brain-selective kinase 1; SadB kinase short isoform; BR serine/threonine-protein kinase 1; serine/threonine-protein kinase SAD-B; synapses of Amphids Defective homolog 1; brain-specific serine/threonine-protein kinase 1
UniProt Protein Name	Serine/threonine-protein kinase BRSK1
UniProt Gene Name	**BRSK1**
UniProt Synonym Gene Names	KIAA1811; SAD1; SADB; BR serine/threonine-protein kinase 1; SAD1 homolog; hSAD1
UniProt Entry Name	BRSK1_HUMAN

For Research Use Only. Not for use in diagnostic or therapeutic procedures. Small volumes of product may become entrapped in the seal of the vial during shipment and storage; if necessary, briefly centrifuge the vial on a tabletop centrifuge to dislodge any liquid in the cap.

AAA Biotech | Tel: +1 (619) 604-9440 | Fax: +1 (619) 604-9441 | contact@aaabiotech.com
Online datasheet: https://www.aaabiotech.com/polyclonal/brsk1-antibody-immunofluorescence-immunohistochemistry-western-blot-elisa/39502