# Rabbit TRIM24 Polyclonal Antibody | anti-TRIM24 antibody

TRIM24 Antibody

| CATALOG # | HOST | REACTIVITY | APPLICATIONS |
|---|---|---|---|
| **AAA40693** | **Rabbit** | **Human, Mouse, Rat** | **Immunofluorescence, Immunocytochemistry, Western Blot, ELISA** |

## PRODUCT SYNONYMS

TRIM24; Polyclonal Antibody; TRIM24 Antibody; PTC6; TF1A; TIF1; RNF82; TIF1A; hTIF1; TIF1ALPHA; Transcription intermediary factor 1-alpha; E3 ubiquitin-protein ligase TRIM24; TIF1-alpha; tripartite motif containing 24; anti-TRIM24 antibody

## PRODUCT SPECIFICATIONS

| | |
|---|---|
| **Host** | Rabbit |
| **Reactivity** | Human, Mouse, Rat |
| **Clonality** | Polyclonal |
| **Isotype** | IgG |
| **Specificity** | At least two isoforms of TRIM24 are known to exist. |
| **Purity/Purification** | TRIM24 Antibody is affinity chromatography purified via peptide column. |
| **Form/Format** | Liquid |
| **Concentration** | 1 mg/mL (varies by lot) |
| **Sequence Length** | 1050 |
| **Applicable Applications for anti-TRIM24 antibody** | IF (Immunofluorescence), ICC (Immunocytochemistry), WB (Western Blot), ELISA |
| **Conjugate** | Unconjugated |
| **Immunogen** | TRIM24 antibody was raised against a 19 amino acid peptide near the center of human TRIM24. |
| **Buffer** | TRIM24 Antibody is supplied in PBS containing 0.02% sodium azide. |
| **Preparation and Storage** | TRIM24 antibody can be stored at 4 degree C for three months and -20 degree C, stable for up to one year. |

## IMAGES

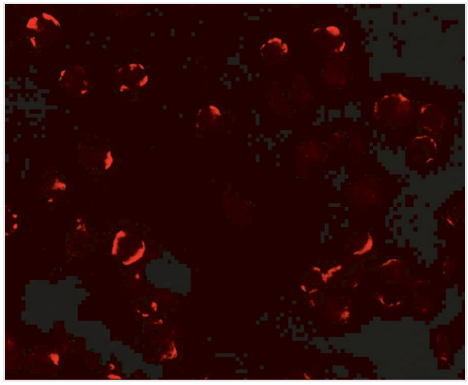

**IF (Immunofluorescence)**
Immunofluorescence of TRIM24 in EL4 cells with TRIM24 antibody at 20 μg/ml.

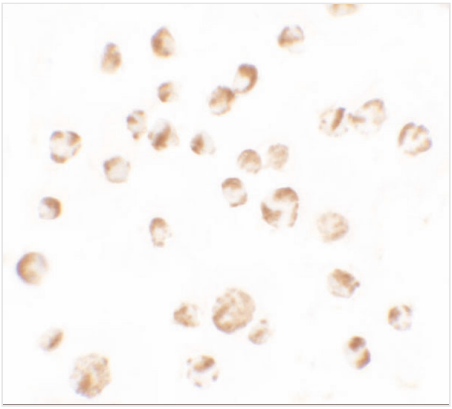

**ICC (Immunocytochemistry)**
Immunocytochemistry of TRIM24 in EL4 cells with TRIM24 antibody at 2.5 μg/ml.

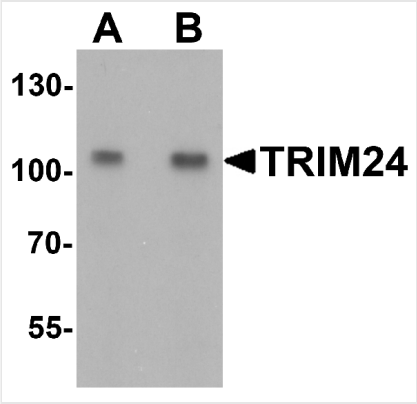


**WB (Western Blot)**
Western blot analysis of TRIM24 in A431 cell lysate with TRIM24 antibody at (A) 0.5 and (B) 1 μg/mL.

## ADDITIONAL INFORMATION

| | |
|---|---|
| **Related Product Information for anti-TRIM24 antibody** | TRIM24 Antibody: TRIM24 (TIF1), a member of the tripartite motif (TRIM) family, plays a role in the regulation of cell proliferation and apoptosis. TRIM24 localizes to nuclear bodies and is thought to associate with chromatin and heterochromatin-associated factors. The TRIM motif includes three zinc-binding domains (RING, B-box type 1 and B-box type 2) and a coiled-coil region. TIF1 mediates transcriptional events by interactions with the AF2 region of several nuclear receptors, such as the estrogen, retinoic acid and vitamin D3 receptors. Defects in TRIM24 are a cause of thyroid papillary carcinoma (TPC). |

## NCBI AND UNIPROT INFORMATION

| | |
|---|---|
| **NCBI GI #** | 47419911 |
| **NCBI GeneID** | 8805 |
| **NCBI Accession #** | NP_056989 |
| **NCBI GenBank Nucleotide #** | NM_015905.2 |
| **UniProt Accession #** | O15164; O95854; A4D1R7; A4D1R8 |
| **Molecular Weight** | Predicted: 112; 116<br><br>Observed: 108; 1 of 2 isoforms |
| **NCBI Official Full Name** | transcription intermediary factor 1-alpha isoform a |
| **NCBI Official Synonym Full Names** | tripartite motif containing 24 |
| **NCBI Official Symbol** | TRIM24 |
| **NCBI Official Synonym Symbols** | PTC6; TF1A; TIF1; RNF82; TIF1A; hTIF1; TIF1ALPHA |
| **NCBI Protein Information** | transcription intermediary factor 1-alpha; TIF1-alpha; RING finger protein 82; tripartite motif-containing 24; E3 ubiquitin-protein ligase TRIM24; transcriptional intermediary factor 1 |
| **UniProt Protein Name** | Transcription intermediary factor 1-alpha |
| **UniProt Gene Name** | **TRIM24** |
| **UniProt Synonym Gene Names** | RNF82; TIF1; TIF1A; TIF1-alpha |
| **UniProt Entry Name** | TIF1A_HUMAN |

**For Research Use Only.** Not for use in diagnostic or therapeutic procedures. Small volumes of product may become entrapped in the seal of the vial during shipment and storage; if necessary, briefly centrifuge the vial on a tabletop centrifuge to dislodge any liquid in the cap.