Rabbit anti-Human SLC29A1 Polyclonal Antibody | anti-SLC29A1 antibody

SLC29A1 Antibody

CATALOG #	HOST	REACTIVITY	APPLICATIONS
AAA40764	**Rabbit**	**Human**	**Immunofluorescence, Immunohistochemistry, Western Blot, ELISA**

PRODUCT SYNONYMS

SLC29A1; Polyclonal Antibody; SLC29A1 Antibody; Solute carrier family 29 member 1; Equilibrative nucleoside transporter 1; ENT1; solute carrier family 29 (equilibrative nucleoside transporter); member 1; anti-SLC29A1 antibody

PRODUCT SPECIFICATIONS

Host	Rabbit
Reactivity	Human
Clonality	Polyclonal
Isotype	IgG
Specificity	SLC29A1 antibody is human specific. SLC29A1 antibody is predicted to not cross-react with other SLC29 proteins.
Purity/Purification	SLC29A1 antibody is affinity chromatography purified via peptide column.
Form/Format	Liquid
Concentration	1 mg/mL (varies by lot)
Sequence Length	535
Applicable Applications for anti-SLC29A1 antibody	IF (Immunofluorescence), IHC (Immunohistochemistry), WB (Western Blot), ELISA
Conjugate	Unconjugated
Immunogen	SLC29A1 antibody was raised against a 17 amino acid peptide near the center of human SLC29A1.
Buffer	SLC29A1 antibody is supplied in PBS containing 0.02% sodium azide.
Preparation and Storage	SLC29A1 antibody can be stored at 4 degree C for three months and -20 degree C, stable for up to one year.

IMAGES

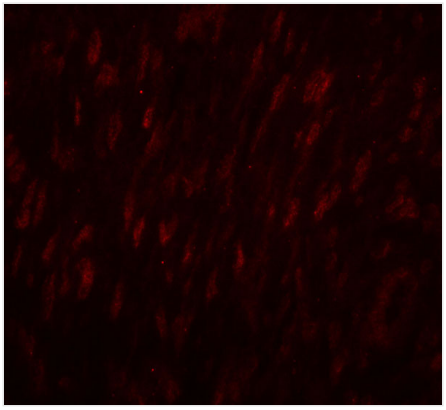

IF (Immunofluorescence)
Immunofluorescence of SLC29A1 in human ovary tissue with SLC29A1 antibody at 20 μg/mL.

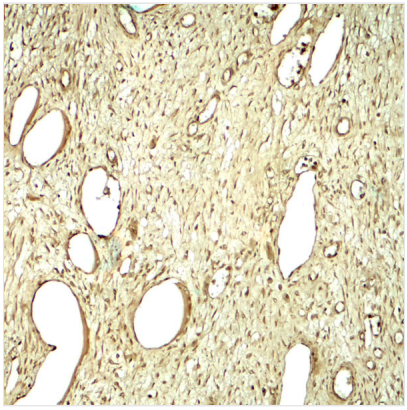

IHC (Immunohiostchemistry)
Immunohistochemistry of SLC29A1 in human ovary tissue with SLC29A1 antibody at 5 μg/mL.

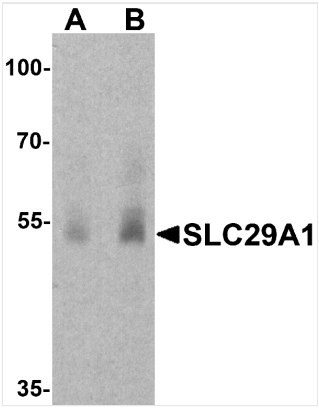

WB (Western Blot)
Western blot analysis of SLC29A1 in human ovary tissue lysate with SLC29A1 antibody at (A) 1 and (B) 2 μg/ml.

ADDITIONAL INFORMATION

Related Product Information for anti-SLC29A1 antibody	SLC29A1 is a member of the equilibrative nucleoside transporter family which plays a key role in nucleoside and nucleobase uptake for salvage pathways of nucleotide synthesis (1,2). SLC29A1 is a transmembrane glycoprotein that localizes to the plasma and mitochondrial membranes and mediates the cellular uptake of nucleosides from the surrounding medium (3). As a nucleoside transporter, SLC29A1 plays an important role in the uptake of nucleoside-based anti-cancer drugs; polymorphisms of point mutations in the gene encoding this protein may affect the efficacy of these drugs (4).

NCBI AND UNIPROT INFORMATION

NCBI GI #	4826716
NCBI GeneID	2030
NCBI Accession #	NP_004946
NCBI GenBank Nucleotide #	NM_004955.2
UniProt Accession #	Q99808; Q5T9W9; Q9UJY2; B3KQV7; B3KQY5
Molecular Weight	Predicted: 50 kDa Observed: 53 kDa
NCBI Official Synonym Full Names	solute carrier family 29 (equilibrative nucleoside transporter), member 1

NCBI Official Symbol	SLC29A1
NCBI Official Synonym Symbols	ENT1
NCBI Protein Information	equilibrative nucleoside transporter 1
UniProt Protein Name	Equilibrative nucleoside transporter 1
UniProt Gene Name	**SLC29A1**
UniProt Synonym Gene Names	ENT1; Equilibrative NBMPR-sensitive nucleoside transporter
UniProt Entry Name	S29A1_HUMAN

For Research Use Only. Not for use in diagnostic or therapeutic procedures. Small volumes of product may become entrapped in the seal of the vial during shipment and storage; if necessary, briefly centrifuge the vial on a tabletop centrifuge to dislodge any liquid in the cap.

AAA Biotech | Tel: +1 (619) 604-9440 | Fax: +1 (619) 604-9441 | contact@aaabiotech.com
Online datasheet: https://www.aaabiotech.com/polyclonal/slc29a1-antibody-immunofluorescence-immunohistochemistry-western-blot-elisa/40764