Rabbit CRTC2 Polyclonal Antibody | anti-CRTC2 antibody

CRTC2 Antibody

CATALOG #	HOST	REACTIVITY	APPLICATIONS
AAA40796	**Rabbit**	**Human, Mouse, Rat**	**Immunofluorescence, Immunohistochemistry, Western Blot, ELISA**

PRODUCT SYNONYMS

CRTC2; Polyclonal Antibody; CRTC2 Antibody; TORC2; TORC-2; CREB-regulated transcription coactivator 2; Transducer of regulated cAMP response element-binding protein 2; CREB regulated transcription coactivator 2; anti-CRTC2 antibody

PRODUCT SPECIFICATIONS

Host	Rabbit
Reactivity	Human, Mouse, Rat
Clonality	Polyclonal
Isotype	IgG
Specificity	Multiple isoforms of CRTC2 are known to exist. CRTC2 antibody is predicted to not cross-react with CRTC1.
Purity/Purification	CRTC2 Antibody is affinity chromatography purified via peptide column.
Form/Format	Liquid
Concentration	1 mg/mL (varies by lot)
Sequence Length	693
Applicable Applications for anti-CRTC2 antibody	IF (Immunofluorescence), IHC (Immunohistochemistry), WB (Western Blot), ELISA
Conjugate	Unconjugated
Immunogen	CRTC2 antibody was raised against a 16 amino acid peptide near the carboxy terminus of human CRTC2.
Buffer	CRTC2 Antibody is supplied in PBS containing 0.02% sodium azide.
Preparation and Storage	CRTC2 antibody can be stored at 4 degree C for three months and -20 degree C, stable for up to one year.

IMAGES

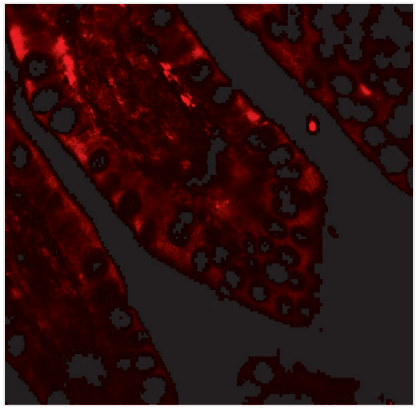

IF (Immunofluorescence)
Immunofluorescence of CRTC2 in human small intestine tissue with CRTC2 antibody at 20 μg/ml.

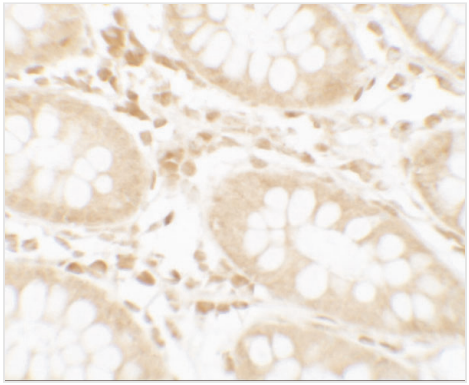

IHC (Immunohiostchemistry)
Immunohistochemistry of CRTC2 in human small intestine tissue with CRTC2 antibody at 2.5 μg/ml.

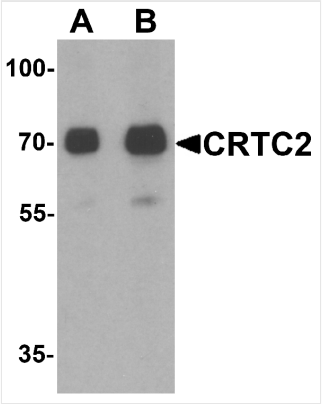

WB (Western Blot)
Western blot analysis of CRTC2 in human small intestine tissue lysate with CRTC2 antibody at (A) 0.5 and (B) 1 μg/mL.

ADDITIONAL INFORMATION

Related Product Information for anti-CRTC2 antibody	CRTC2 Antibody: CRTC2, also known as TORC2 (Transducers Of Regulated cAMP Response Element-Binding (CREB)) 2 and the related protein CRTC1 are potent CREB coactivators that are exported from the nucleus in a CRM1-dependent manner via phosphorylation-dependent interactions. Studies suggest that their phosphorylation and nuclear/cytoplasmic shuttling play an important role in the regulation of gluconeogenesis by cAMP. CRTC2 is present in both B and T-lymphocytes and abundantly expressed in the thymus. Its activity is important in regulating the expression of genes involved in cellular energy metabolism while CRTC1 is essential for energy balance and fertility.

NCBI AND UNIPROT INFORMATION

NCBI GI #	32171215
NCBI GeneID	200186
NCBI Accession #	NP_859066
NCBI GenBank Nucleotide #	NM_181715.2
UniProt Accession #	Q53ET0; Q6UUV8; Q7Z3X7; Q8N332
Molecular Weight	Predicted: 67; 76 kDa Observed: 70 kDa

NCBI Official Full Name	CREB-regulated transcription coactivator 2
NCBI Official Synonym Full Names	CREB regulated transcription coactivator 2
NCBI Official Symbol	CRTC2
NCBI Official Synonym Symbols	TORC2; TORC-2
NCBI Protein Information	CREB-regulated transcription coactivator 2; transducer of regulated cAMP response element-binding protein (CREB) 2
UniProt Protein Name	CREB-regulated transcription coactivator 2
UniProt Gene Name	**CRTC2**
UniProt Synonym Gene Names	TORC2; TORC-2; Transducer of CREB protein 2
UniProt Entry Name	CRTC2_HUMAN

For Research Use Only. Not for use in diagnostic or therapeutic procedures. Small volumes of product may become entrapped in the seal of the vial during shipment and storage; if necessary, briefly centrifuge the vial on a tabletop centrifuge to dislodge any liquid in the cap.

AAA Biotech | Tel: +1 (619) 604-9440 | Fax: +1 (619) 604-9441 | contact@aaabiotech.com
Online datasheet: https://www.aaabiotech.com/polyclonal/crtc2-antibody-immunofluorescence-immunohistochemistry-western-blot-elisa/40796