anti-Human MIF Polyclonal Antibody | anti-MIF antibody

Anti-MIF Antibody

CATALOG #	REACTIVITY	APPLICATIONS
AAA46492	**Human**	**Immunocytochemistry, Immunohistochemistry, Western Blot**

PRODUCT SYNONYMS

MIF; Polyclonal Antibody; Anti-MIF Antibody; Macrophage migration inhibitory factor; acrophage migration inhibitory factor (glycosylation-inhibiting factor); GIF; GLIF; Glycosylation inhibiting factor; Glycosylation-inhibiting factor; L-dopachrome isomerase; L-dopachrome tautomerase; MIF protein; MIF_HUMAN; MMIF; Phenylpyruvate tautomerase; macrophage migration inhibitory factor (glycosylation-inhibiting factor); anti-MIF antibody

PRODUCT SPECIFICATIONS

Reactivity	Human
Clonality	Polyclonal
Purity/Purification	Immunogen Affinity Purified
Form/Format	Lyophilized. Each vial contains 5mg BSA, 0.9mg NaCl, 0.2mg Na2HPO4, 0.05mg NaN3.
Sequence Length	115
Applicable Applications for anti-MIF antibody	ICC (Immunocytochemistry), IHC (Immunohistochemistry), WB (Western Blot)
Immunogen	E Coli-derived human MIF recombinant protein (Position: P2-A115). Human MIF shares 89% and 90% amino acid (aa) sequence identity with mouse and rat MIF respectively.
Ig Type	Rabbit IgG
Reconstitution	Add 0.2ml of distilled water will yield a concentration of 500ug/ml.
Preparation and Storage	At -20 degree C for one year. After reconstitution, at 4 degree C for one month. It can also be aliquoted and stored frozen at -20 degree C for a longer time. Avoid repeated freezing and thawing.

IMAGES

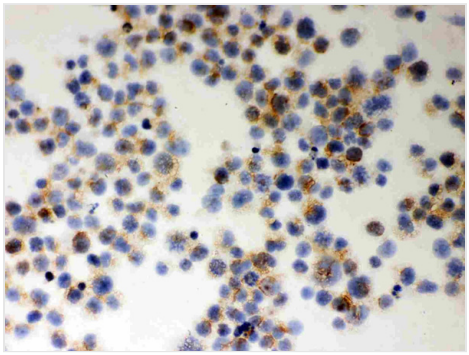

ICC (Immunocytochemistry)
Anti- MIF Picoband antibody, AAA46492, ICCICC: JURKAT Cell

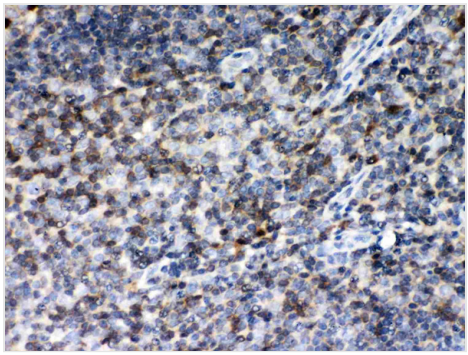

IHC (Immunohiostchemistry)
Anti- MIF Picoband antibody, AAA46492, IHC(P)IHC(P): Human Tonsil Tissue

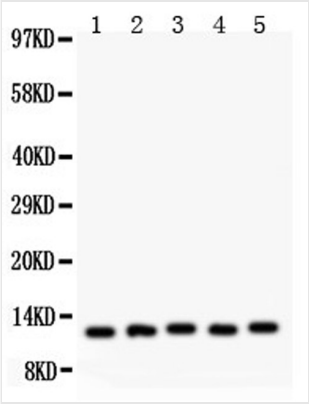

WB (Western Blot)
Anti- MIF Picoband antibody, AAA46492, Western blottingAll lanes: Anti MIF (AAA46492) at 0.5ug/mlLane 1: U87 Whole Cell Lysate at 40ugLane 2: JURKAT Whole Cell Lysate at 40ugLane 3: HUT Whole Cell Lysate at 40ugLane 4: A549 Whole Cell Lysate at 40ugLane 5: HEPG2 Whole Cell Lysate at 40ugPredicted bind size: 12KDObserved bind size: 12KD

ADDITIONAL INFORMATION

Related Product Information for anti-MIF antibody	Description: Rabbit IgG polyclonal antibody for Macrophage migration inhibitory factor(MIF) detection. Tested with WB, IHC-P, ICC in Human. Background: Macrophage migration inhibitory factor (MIF or MMIF), also known as GIF, is a protein that in humans is encoded by the MIF gene. It is a cytokine released by T-lymphocytes, macrophages, and the pituitary gland that serves to integrate peripheral and central inflammatory responses. MIF gene has 3 exons separated by introns of only 189 and 95 bp, and covers less than 1 kb. The localization of the human gene for MIF is to chromosome 22q11.2. MIF plays a critical role in inflammatory diseases and atherogenesis. It is also involved in cell-mediated immunity and immunoregulation. MIF plays a role in the regulation of macrophage function in host defense through the suppression of anti-inflammatory effects of glucocorticoids.
References	1. Bozza, M.; Kolakowski, L. F., Jr.; Jenkins, N. A.; Gilbert, D. J.; Copeland, N. G.; David, J. R.; Gerard, C. : Structural characterization and chromosomal location of the mouse macrophage migration inhibitory factor gene and pseudogenes. Genomics 27: 412-419, 1995 2. Budarf, M.; McDonald, T.; Sellinger, B.; Kozak, C.; Graham, C.; Wistow, G. : Localization of the human gene for macrophage migration inhibitory factor (MIF) to chromosome 22q11.2. Genomics 39: 235-236, 1997. 3. Takahashi K, Koga K, Linge HM, Zhang Y, Lin X, Metz CN et al. (2009). "Macrophage CD74 contributes to MIF-induced pulmonary inflammation". Respir. Res. 10 (1): 33.

NCBI AND UNIPROT INFORMATION

NCBI GI #	4505185
NCBI GeneID	4282
NCBI Accession #	NP_002406.1
NCBI GenBank Nucleotide #	NM_002415.1
UniProt Accession #	P14174; Q2V4Y5; Q6FHV0; A5Z1R8; B2R4S3
Molecular Weight	12,476 Da
NCBI Official Full Name	macrophage migration inhibitory factor
NCBI Official Synonym Full Names	macrophage migration inhibitory factor (glycosylation-inhibiting factor)
NCBI Official Symbol	MIF
NCBI Official Synonym Symbols	GIF; GLIF; MMIF
NCBI Protein Information	macrophage migration inhibitory factor
UniProt Protein Name	Macrophage migration inhibitory factor

UniProt Gene Name	**MIF**
UniProt Synonym Gene Names	GLIF; MMIF; MIF; GIF
UniProt Entry Name	MIF_HUMAN

For Research Use Only. Not for use in diagnostic or therapeutic procedures. Small volumes of product may become entrapped in the seal of the vial during shipment and storage; if necessary, briefly centrifuge the vial on a tabletop centrifuge to dislodge any liquid in the cap.

AAA Biotech | Tel: +1 (619) 604-9440 | Fax: +1 (619) 604-9441 | contact@aaabiotech.com
Online datasheet: https://www.aaabiotech.com/polyclonal/mif-antibody-immunocytochemistry-immunohistochemistry-western-blot-elisa/46492