Smac/Diablo Polyclonal Antibody | anti-DIABLO antibody

Anti-Smac/Diablo Antibody

CATALOG #	REACTIVITY	APPLICATIONS
AAA46560	**Human, Mouse, Rat**	**ELISA, Immunohistochemistry, Western Blot**

PRODUCT SYNONYMS

Smac/Diablo; Polyclonal Antibody; Anti-Smac/Diablo Antibody; Diablo homolog; 0610041G12Rik; DBLOH_HUMAN; DBOH; diablo; Diablo homolog (Drosophila); Diablo homolog mitochondrial; DIABLO S; Direct IAP binding protein with low pI; Direct IAP-binding protein with low pI; FLJ10537; FLJ25049; mitochondrial; Mitochondrial Smac protein; Second mitochondria derived activator of caspase; Second mitochondria-derived activator of caspase; SMAC 3; Smac; Smac protein; SMAC3; IAP-binding mitochondrial protein; anti-DIABLO antibody

PRODUCT SPECIFICATIONS

Reactivity	Human, Mouse, Rat
Clonality	Polyclonal
Purity/Purification	Immunogen Affinity Purified
Form/Format	Lyophilized. Each vial contains 5mg BSA, 0.9mg NaCl, 0.2mg Na2HPO4, 0.05mg NaN3.
Sequence Length	142
Applicable Applications for anti-DIABLO antibody	ELISA, IHC (Immunohistochemistry), WB (Western Blot)
Immunogen	E Coli-derived human Smac/Diablo recombinant protein (Position: A56-D239). Human Smac/Diablo shares 88.6% amino acid (aa) sequence identity with human Smac/Diablo.
Ig Type	Rabbit IgG
Reconstitution	Add 0.2ml of distilled water will yield a concentration of 500ug/ml.
Preparation and Storage	At -20 degree C for one year. After reconstitution, at 4 degree C for one month. It can also be aliquoted and stored frozen at -20 degree C for a longer time. Avoid repeated freezing and thawing.

IMAGES

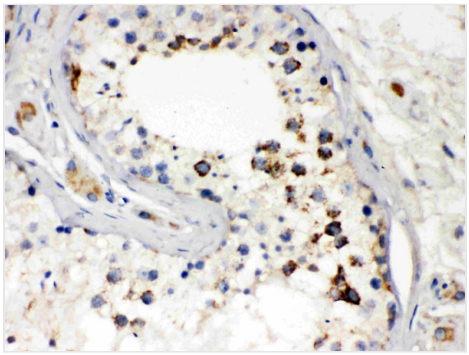

IHC (Immunohistochemistry)
Smac/Diablo was detected in paraffin-embedded sections of human testis tissues using rabbit anti- Smac/Diablo Antigen Affinity purified polyclonal antibody at 1ug/mL. The immunohistochemical section was developed using SABC method.

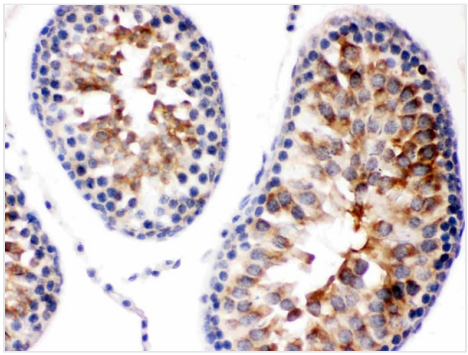

IHC (Immunohistochemisry)
Smac/Diablo was detected in paraffin-embedded sections of rat testis tissues using rabbit anti- Smac/Diablo Antigen Affinity purified polyclonal antibody at 1ug/mL. The immunohistochemical section was developed using SABC method.

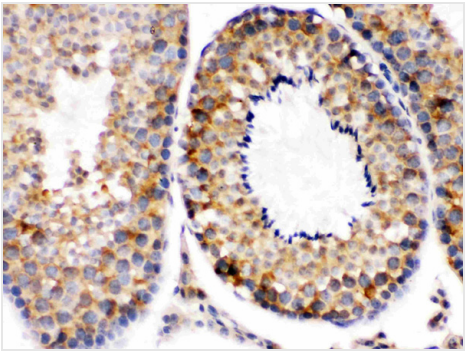

IHC (Immunohiostchemistry)
Smac/Diablo was detected in paraffin-embedded sections of mouse testis tissues using rabbit anti- Smac/Diablo Antigen Affinity purified polyclonal antibody at 1 ug/mL. The immunohistochemical section was developed using SABC method.

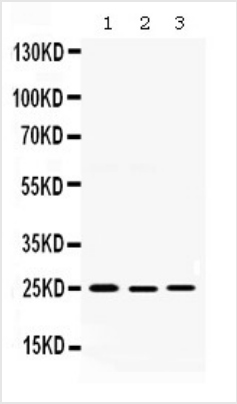

WB (Western Blot)
Western blot analysis of Smac/Diablo expression in rat testis extract (lane 1), 22RV1 whole cell lysates (lane 2) and SKOV whole cell lysates (lane 3). Smac/Diablo at 25KD was detected using rabbit anti- Smac/Diablo Antigen Affinity purified polyclonal antibody at0.5ug/mL. The blot was developed using chemiluminescence (ECL) method.

ADDITIONAL INFORMATION

Related Product Information for anti-DIABLO antibody	Description: Rabbit IgG polyclonal antibody for Diablo homolog, mitochondrial(DIABLO) detection. Tested with WB, IHC-P, ELISA in Human;Mouse;Rat. Background: Diablo homolog (DIABLO), also referred to as second mitochondria-derived activator of caspases or SMAC, is a mitochondrial protein that in humans is encoded by the DIABLO (direct IAP binding protein with low pI) gene on chromosome 12. The encoded mitochondrial protein enters the cytosol when cells undergo apoptosis, and allows activation of caspases by binding to inhibitor of apoptosis proteins. Overexpression of the encoded protein sensitizes tumor cells to apoptosis. A mutation in this gene is associated with young-adult onset of nonsyndromic deafness-64. Alternative splicing results in multiple transcript variants encoding different isoforms.
References	1. "Entrez Gene: DIABLO diablo homolog (Drosophila)". 2. McNeish IA, Bell S, McKay T, Tenev T, Marani M, Lemoine NR (Jun 2003). "Expression of Smac/DIABLO in ovarian carcinoma cells induces apoptosis via a caspase-9-mediated pathway". Experimental Cell Research 286 (2): 186-98. 3. Yu J, Wang P, Ming L, Wood MA, Zhang L (Jun 2007). "SMAC/Diablo mediates the proapoptotic function of PUMA by regulating PUMA-induced mitochondrial events". Oncogene 26 (29): 4189-98.

NCBI AND UNIPROT INFORMATION

NCBI GI #	508083041
NCBI GeneID	56616
NCBI Accession #	NP_001265231.1
NCBI GenBank Nucleotide #	NM_001278302.1
UniProt Accession #	Q9NR28; Q6W3F3; Q96LV0; Q9BT11; Q9HAV6; B2RDQ0
Molecular Weight	22,284 Da
NCBI Official Full Name	diablo homolog, mitochondrial isoform 4
NCBI Official Synonym Full Names	diablo IAP-binding mitochondrial protein
NCBI Official Symbol	DIABLO
NCBI Official Synonym Symbols	SMAC; DFNA64
NCBI Protein Information	diablo homolog, mitochondrial
UniProt Protein Name	Diablo homolog, mitochondrial
UniProt Gene Name	**DIABLO**

UniProt Synonym Gene Names	SMAC; Smac
UniProt Entry Name	DBLOH_HUMAN

For Research Use Only. Not for use in diagnostic or therapeutic procedures. Small volumes of product may become entrapped in the seal of the vial during shipment and storage; if necessary, briefly centrifuge the vial on a tabletop centrifuge to dislodge any liquid in the cap.

AAA Biotech | Tel: +1 (619) 604-9440 | Fax: +1 (619) 604-9441 | contact@aaabiotech.com
Online datasheet: https://www.aaabiotech.com/polyclonal/smac-diablo-antibody-immunohistochemistry-western-blot-elisa/46560