Rabbit anti-Human, Mouse TRM3 / TARBP1 Polyclonal Antibody | anti-TRM3 antibody

Rabbit Polyclonal to Human TRM3 / TARBP1

CATALOG #	HOST	REACTIVITY	APPLICATIONS
AAA50705	**Rabbit**	**Human, Mouse**	**Western Blot, Immunohistochemistry**

PRODUCT SYNONYMS

TRM3 / TARBP1; Polyclonal Antibody; Rabbit Polyclonal to Human TRM3 / TARBP1; Anti-TRM3 / TARBP1 Antibody (Internal) IHC-plus; TARBP1; TAR RNA loop binding protein; TRM3; TRP-185; TRP185; TAR RNA-binding protein 1; Human TRM3; anti-TRM3 antibody

PRODUCT SPECIFICATIONS

Host	Rabbit
Reactivity	Human, Mouse
Clonality	Polyclonal
Specificity	17 amino acid peptide from near the center of human TRBP1.
Purity/Purification	Immunoaffinity Purified
Form/Format	PBS, 0.02% sodium azide.
Concentration	1 mg/ml (varies by lot)
Sequence Length	1621
Applicable Applications for anti-TRM3 antibody	WB (Western Blot), IHC (Immunohistochemistry)
Target Species	Human
Immunogen Description	Synthetic peptide from human TARBP1.
Immunogen Type	Synthetic peptide
Immunogen	TRM3 / TARBP1 antibody was raised against synthetic peptide from human TARBP1.
Antigen Modification	Internal
Preparation and Storage	Short term 4 degree C, long term aliquot and store at -20 degree C, avoid freeze thaw cycles. Store undiluted.

IMAGES

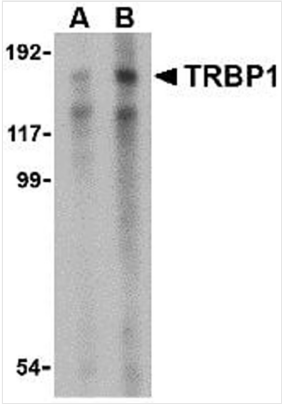

WB (Western Blot)
Western blot analysis of TRBP1 in 3T3 cell lysate with TRBP1 antibody at (A) 1 and (B) 2 ug/ml.

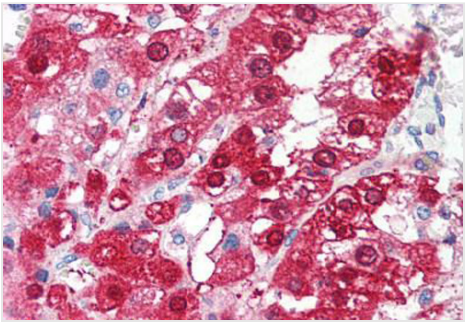

IHC (Immunohiostchemistry)
Anti-TARBP1 antibody IHC of human adrenal. Immunohistochemistry of formalin-fixed, paraffin-embedded tissue after heat-induced antigen retrieval. Antibody concentration 5 ug/ml.

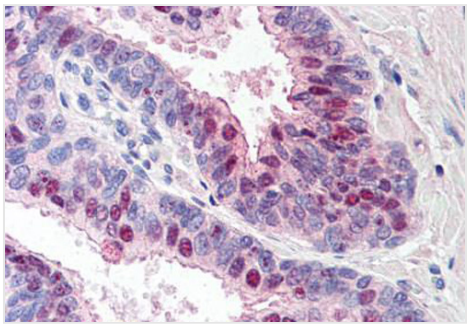

IHC (Immunohistochemistry)
Anti-TARBP1 antibody IHC of human prostate. Immunohistochemistry of formalin-fixed, paraffin-embedded tissue after heat-induced antigen retrieval. Antibody concentration 5 ug/ml.

ADDITIONAL INFORMATION

Related Product Information for anti-TRM3 antibody	HIV-1, the causative agent of acquired immunodeficiency syndrome (AIDS), contains an RNA genome that produces a chromosomally integrated DNA during the replicative cycle. Activation of HIV-1 gene expression by the transactivator Tat is dependent on an RNA regulatory element (TAR) located downstream of the transcription initiation site. This element forms a stable stem-loop structure and can be bound by either the protein encoded by this gene or by RNA polymerase II.

NCBI AND UNIPROT INFORMATION

NCBI GI #	110825988
NCBI GeneID	6894
NCBI Accession #	NP_005637.3
NCBI GenBank Nucleotide #	NM_005646.3
UniProt Accession #	Q13395; Q9H581
Molecular Weight	181,675 Da
NCBI Official Full Name	probable methyltransferase TARBP1
NCBI Official Synonym Full Names	TAR (HIV-1) RNA binding protein 1
NCBI Official Symbol	TARBP1
NCBI Official Synonym Symbols	TRM3; TRP185; TRP-185

NCBI Protein Information	probable methyltransferase TARBP1; TAR RNA-binding protein 1; TAR RNA loop binding protein; TAR (HIV) RNA binding protein 1; TAR (HIV) RNA-binding protein 1; tRNA methyltransferase 3 homolog; TAR RNA-binding protein of 185 kDa
UniProt Protein Name	Probable methyltransferase TARBP1
UniProt Gene Name	**TARBP1**
UniProt Synonym Gene Names	TRM3; TRP185; TRP-185
UniProt Entry Name	TARB1_HUMAN

For Research Use Only. Not for use in diagnostic or therapeutic procedures. Small volumes of product may become entrapped in the seal of the vial during shipment and storage; if necessary, briefly centrifuge the vial on a tabletop centrifuge to dislodge any liquid in the cap.

AAA Biotech | Tel: +1 (619) 604-9440 | Fax: +1 (619) 604-9441 | contact@aaabiotech.com
Online datasheet: https://www.aaabiotech.com/polyclonal/trm3-tarbp1-antibody-western-blot-immunohistochemistry-elisa/50705