Rabbit LIPE / HSL Polyclonal Antibody | anti-LIPE antibody

Rabbit Polyclonal to Human LIPE / HSL

CATALOG #	HOST	REACTIVITY	APPLICATIONS
AAA50792	**Rabbit**	**Human, Mouse, Rat**	**Western Blot, Immunohistochemistry**

PRODUCT SYNONYMS

LIPE / HSL; Polyclonal Antibody; Rabbit Polyclonal to Human LIPE / HSL; Anti-LIPE / HSL Antibody (C-Terminus) IHC-plus; LIPE; Hormone-sensitive lipase; LHS; HSL; Lipase; hormone-sensitive; Human LIPE; anti-LIPE antibody

PRODUCT SPECIFICATIONS

Host	Rabbit
Reactivity	Human, Mouse, Rat
Clonality	Polyclonal
Specificity	14 amino acid peptide from near the carboxy terminus of human lipe
Purity/Purification	Immunoaffinity Purified
Form/Format	PBS, 0.02% sodium azide.
Concentration	1 mg/ml (varies by lot)
Sequence Length	1076
Applicable Applications for anti-LIPE antibody	WB (Western Blot), IHC (Immunohistochemistry)
Target Species	Human
Immunogen Description	Synthetic peptide from human LIPE.
Immunogen Type	Synthetic peptide
Immunogen	LIPE / HSL antibody was raised against synthetic peptide from human LIPE.
Antigen Modification	C-Terminus
Preparation and Storage	Short term 4 degree C, long term aliquot and store at -20 degree C, avoid freeze thaw cycles. Store undiluted.

IMAGES

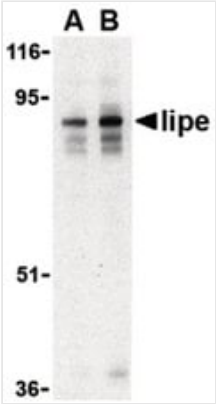

WB (Western Blot)
Western blot of lipe in human lymph node tissue lysate with lipe antibody at (A) 0.5 and (B) 1 ug/ml.

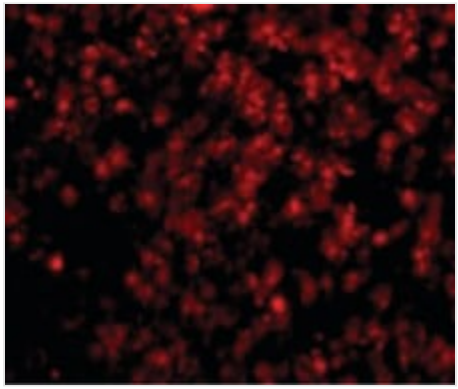

IF (Immunofluorescence)
Immunofluorescence of Lipe in Human Lymph Node cells with Lipe antibody at 20 ug/ml.

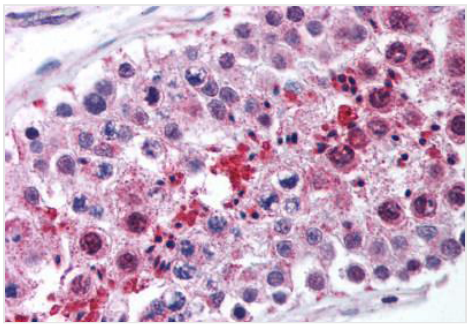

IHC (Immunohistochemistry)
Anti-LIPE antibody IHC of human testis. Immunohistochemistry of formalin-fixed, paraffin-embedded tissue after heat-induced antigen retrieval. Antibody concentration 5 ug/ml.

ADDITIONAL INFORMATION

References	Protein kinase STK25 regulates hepatic lipid partitioning and progression of liver steatosis and NASH. Amrutkar M, Cansby E, Nuñez-Durán E, Pirazzi C, Ståhlman M, Stenfeldt E, Smith U, Borén J, Mahlapuu M (2015)

NCBI AND UNIPROT INFORMATION

NCBI GI #	21328446
NCBI GeneID	3991
NCBI Accession #	NP_005348.2
NCBI GenBank Nucleotide #	NM_005357.3
UniProt Accession #	Q05469; Q3LRT2; Q6NSL7
Molecular Weight	84,128 Da
NCBI Official Full Name	hormone-sensitive lipase
NCBI Official Synonym Full Names	lipase, hormone-sensitive
NCBI Official Symbol	LIPE
NCBI Official Synonym Symbols	HSL; LHS; AOMS4
NCBI Protein Information	hormone-sensitive lipase; hormone-sensitive lipase testicular isoform
UniProt Protein Name	Hormone-sensitive lipase

UniProt Gene Name	**LIPE**
UniProt Synonym Gene Names	HSL
UniProt Entry Name	LIPS_HUMAN

For Research Use Only. Not for use in diagnostic or therapeutic procedures. Small volumes of product may become entrapped in the seal of the vial during shipment and storage; if necessary, briefly centrifuge the vial on a tabletop centrifuge to dislodge any liquid in the cap.

AAA Biotech | Tel: +1 (619) 604-9440 | Fax: +1 (619) 604-9441 | contact@aaabiotech.com
Online datasheet: https://www.aaabiotech.com/polyclonal/lipe-hsl-antibody-western-blot-immunohistochemistry-elisa/50792