Rabbit anti-Human TNFRSF17 / BCMA Polyclonal Antibody | anti-TNFRSF17 antibody

Rabbit Polyclonal to Human TNFRSF17 / BCMA

CATALOG #	HOST	REACTIVITY	APPLICATIONS
AAA50902	**Rabbit**	**Human**	**ELISA, Western Blot, Immunohistochemistry**

PRODUCT SYNONYMS

TNFRSF17 / BCMA; Polyclonal Antibody; Rabbit Polyclonal to Human TNFRSF17 / BCMA; Anti-TNFRSF17 / BCMA Antibody (C-Terminus) IHC-plus; TNFRSF17; B cell maturation antigen; BCMA; CD269 antigen; B-cell maturation factor; B-cell maturation protein; BCM; CD269; Human TNFRSF17; anti-TNFRSF17 antibody

PRODUCT SPECIFICATIONS

Host	Rabbit
Reactivity	Human
Clonality	Polyclonal
Specificity	synthetic peptide mapping at the carboxy terminus of human BCMA
Purity/Purification	Immunoaffinity Purified
Form/Format	PBS, 0.02% sodium azide.
Concentration	1 mg/ml (varies by lot)
Sequence Length	184
Applicable Applications for anti-TNFRSF17 antibody	ELISA, WB (Western Blot), IHC (Immunohistochemistry)
Target Species	Human
Immunogen Description	Synthetic peptide from human TNFRSF17 / BCMA.
Immunogen Type	Synthetic peptide
Immunogen	TNFRSF17 / BCMA antibody was raised against synthetic peptide from human TNFRSF17 / BCMA.
Antigen Modification	C-Terminus
Preparation and Storage	Short term 4 degree C, long term aliquot and store at -20 degree C, avoid freeze thaw cycles. Store undiluted.

IMAGES

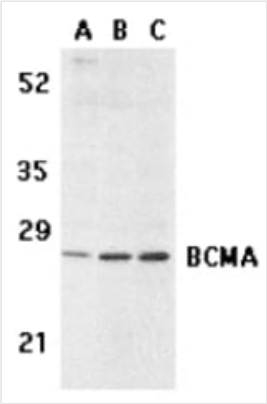

WB (Western Blot)
Western blot of BCMA in human spleen (A) tissue lysate, K562 (B), and U937 (C) cell lysates with BCMA antibody at 5 ug/ml.

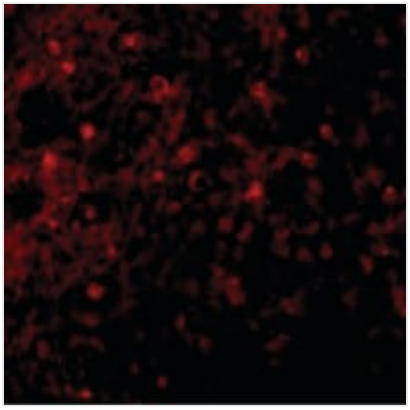

IF (Immunofluorescence)
Immunofluorescence of BCMA in Human Spleen cells with BCMA antibody at 10 ug/ml.

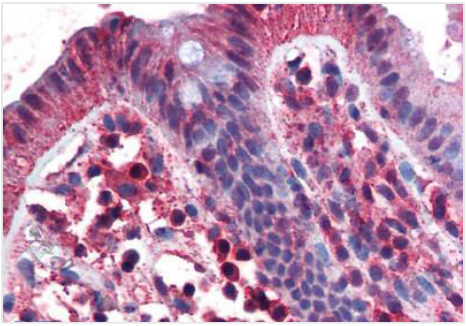

IHC (Immunohistochemistry)
Anti-BCMA antibody IHC of human colon. Immunohistochemistry of formalin-fixed, paraffin-embedded tissue after heat-induced antigen retrieval. Antibody concentration 3 ug/ml.

ADDITIONAL INFORMATION

Related Product Information for anti-TNFRSF17 antibody	BCMA is one of three known receptors for BLys/BAFF and APRIL.
Product Categories/Family for anti-TNFRSF17 antibody	Family: TNF Receptor

NCBI AND UNIPROT INFORMATION

NCBI GI #	23238192
NCBI GeneID	608
NCBI Accession #	NP_001183.2
NCBI GenBank Nucleotide #	NM_001192.2
UniProt Accession #	Q02223; Q2TQ40
Molecular Weight	14,843 Da
NCBI Official Full Name	tumor necrosis factor receptor superfamily member 17
NCBI Official Synonym Full Names	tumor necrosis factor receptor superfamily, member 17
NCBI Official Symbol	TNFRSF17
NCBI Official Synonym Symbols	BCM; BCMA; CD269; TNFRSF13A

NCBI Protein Information	tumor necrosis factor receptor superfamily member 17; B-cell maturation factor; B cell maturation antigen; B-cell maturation protein
UniProt Protein Name	Tumor necrosis factor receptor superfamily member 17
UniProt Gene Name	**TNFRSF17**
UniProt Synonym Gene Names	BCM; BCMA
UniProt Entry Name	TNR17_HUMAN

For Research Use Only. Not for use in diagnostic or therapeutic procedures. Small volumes of product may become entrapped in the seal of the vial during shipment and storage; if necessary, briefly centrifuge the vial on a tabletop centrifuge to dislodge any liquid in the cap.

AAA Biotech | Tel: +1 (619) 604-9440 | Fax: +1 (619) 604-9441 | contact@aaabiotech.com
Online datasheet: https://www.aaabiotech.com/polyclonal/tnfrsf17-bcma-antibody-western-blot-immunohistochemistry-elisa/50902