Rabbit FZD5 / Frizzled 5 Polyclonal Antibody | anti-FZD5 antibody

Rabbit Polyclonal to Human FZD5 / Frizzled 5

CATALOG #	HOST	REACTIVITY	APPLICATIONS
AAA51566	**Rabbit**	**Gorilla, HumanPredicted Reactivity: Gibbon, Monkey, Mouse, Rat, Bovine, Dog, Pig, Rabbit (at least 90% immunogen sequence identity)**	**Immunohistochemistry**

PRODUCT SYNONYMS

FZD5 / Frizzled 5; Polyclonal Antibody; Rabbit Polyclonal to Human FZD5 / Frizzled 5; Anti-FZD5 / Frizzled 5 Antibody (Cytoplasmic Domain) IHC-plus; FZD5; C2orf31; DKFZP434E2135; Frizzled family receptor 5; Fz5; Fzd-5; FzE5; Frizzled 5; Frizzled-5; Wnt receptor; Fz-5; HFZ5; Human FZD5; anti-FZD5 antibody

PRODUCT SPECIFICATIONS

Host	Rabbit
Reactivity	Gorilla, Human **Predicted Reactivity:** Gibbon, Monkey, Mouse, Rat, Bovine, Dog, Pig, Rabbit (at least 90% immunogen sequence identity)
Clonality	Polyclonal
Specificity	Human FZD5 / Frizzled 5. BLAST analysis of the peptide immunogen showed no homology with other human proteins, except ART5 (44%).
Purity/Purification	Immunoaffinity Purified
Form/Format	PBS, 0.1% sodium azide.
Concentration	1 mg/ml (varies by lot)
Sequence Length	585
Applicable Applications for anti-FZD5 antibody	IHC (Immunohistochemistry)
Target Species	Human
Immunogen Description	Synthetic 16 amino acid peptide from 3rd cytoplasmic domain of human FZD5 / Frizzled 5. Percent identity with other species by BLAST analysis: Human, Gorilla (100%); Gibbon, Monkey, Mouse, Rat, Elephant, Dog, Bovine, Rabbit, Pig (94%); Marmoset (88%).
Immunogen Type	Synthetic peptide
Immunogen	FZD5 / Frizzled 5 antibody was raised against synthetic 16 amino acid peptide from 3rd cytoplasmic domain of human FZD5 / Frizzled 5. Percent identity with other species by BLAST analysis: Human, Gorilla (100%); Gibbon, Monkey, Mouse, Rat, Elephant, Dog, Bovine, Rabbit, Pig (94%); Marmoset (88%); Hamster (81%).
Antigen Modification	Cytoplasmic Domain
Preparation and Storage	Long term: -70 degree C; Short term: +4 degree C

IMAGES

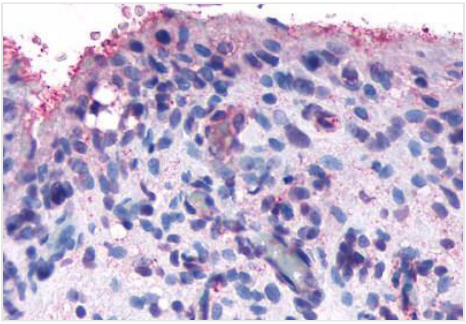

IHC (Immunohistochemisry)
Anti-FZD5 / Frizzled 5 antibody IHC of human synovium, rheumatoid arthritis. Immunohistochemistry of formalin-fixed, paraffin-embedded tissue after heat-induced antigen retrieval.

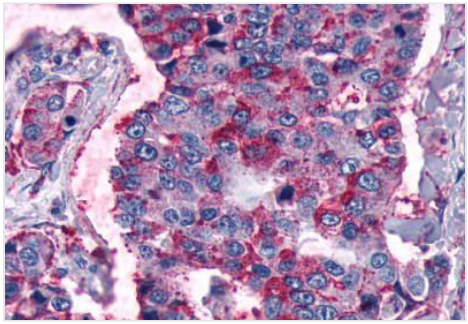

IHC (Immunohiostchemistry)
Anti-FZD5 / Frizzled 5 antibody IHC of human Lung, Non-Small Cell Carcinoma. Immunohistochemistry of formalin-fixed, paraffin-embedded tissue after heat-induced antigen retrieval.

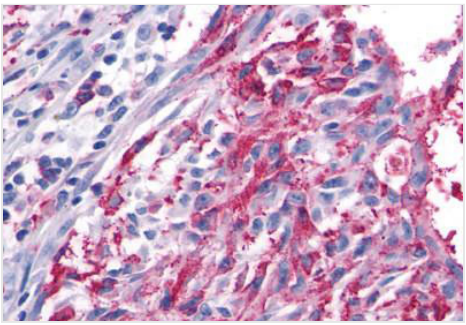

IHC (Immunohistochemistry)
Anti-FZD5 / Frizzled 5 antibody IHC of human Skin, Melanoma. Immunohistochemistry of formalin-fixed, paraffin-embedded tissue after heat-induced antigen retrieval.

ADDITIONAL INFORMATION

Related Product Information for anti-FZD5 antibody	FZD5 is a Frizzled Receptor that mediates Wnt signaling. FZD5 is associated with limb bud and bone marrow stem cell development. FZD5 contributes to the activated state of fibroblast-like synoviocytes from patients with rheumatoid arthritis. Recently, FZD5 has been implicated in melanoma metastasis through the Wnt5a and PKC pathway.
Product Categories/Family for anti-FZD5 antibody	Family: GPCR; Subfamily: Frizzled

NCBI AND UNIPROT INFORMATION

NCBI GI #	27894385
NCBI GeneID	7855
NCBI Accession #	NP_003459.2
NCBI GenBank Nucleotide #	NM_003468.3
UniProt Accession #	Q13467; Q53R22; A8K2X1; B2RCZ1
Molecular Weight	64,507 Da
NCBI Official Full Name	frizzled-5
NCBI Official Synonym Full Names	frizzled class receptor 5
NCBI Official Symbol	FZD5
NCBI Official Synonym Symbols	HFZ5; C2orf31

NCBI Protein Information	frizzled-5; fz-5; fzE5; Wnt receptor; frizzled family receptor 5; seven-transmembrane receptor frizzled-5; frizzled 5, seven transmembrane spanning receptor
UniProt Protein Name	Frizzled-5
UniProt Gene Name	**FZD5**
UniProt Synonym Gene Names	C2orf31; Fz-5; hFz5
UniProt Entry Name	FZD5_HUMAN

For Research Use Only. Not for use in diagnostic or therapeutic procedures. Small volumes of product may become entrapped in the seal of the vial during shipment and storage; if necessary, briefly centrifuge the vial on a tabletop centrifuge to dislodge any liquid in the cap.

AAA Biotech | Tel: +1 (619) 604-9440 | Fax: +1 (619) 604-9441 | contact@aaabiotech.com
Online datasheet: https://www.aaabiotech.com/polyclonal/fzd5-frizzled-5-antibody-immunohistochemistry-elisa/51566