Rabbit AHR Polyclonal Antibody | anti-AHR antibody

Rabbit Polyclonal (IgG) to Human AHR

CATALOG #	HOST	REACTIVITY	APPLICATIONS
AAA52015	**Rabbit**	**Human, Mouse, Rat**	**ELISA, Western Blot, Immunofluorescence, Immunohistochemistry**

PRODUCT SYNONYMS

AHR; Polyclonal Antibody; Rabbit Polyclonal (IgG) to Human AHR; Anti-AHR Antibody (aa2-51) IHC-plus; Ah receptor; AH-receptor; Aryl hydrocarbon receptor; BHLHe76; Aromatic hydrocarbon receptor; Human AHR; anti-AHR antibody

PRODUCT SPECIFICATIONS

Host	Rabbit
Reactivity	Human, Mouse, Rat
Clonality	Polyclonal
Isotype	IgG
Specificity	AhR (Ab-36) Antibody detects endogenous levels of total AhR protein.
Purity/Purification	Immunoaffinity Purified
Form/Format	PBS (without Mg2+, Ca2+), pH 7.4, 150 mM sodium chloride, 0.02% sodium azide, 50% glycerol
Concentration	1 mg/ml (varies by lot)
Sequence Length	848
Applicable Applications for anti-AHR antibody	ELISA, WB (Western Blot), IF (Immunofluorescence), IHC (Immunohistochemistry)
Target Species	Human
Immunogen Description	Synthetic peptide from human AhR (aa2-51).
Immunogen	AHR antibody was raised against synthetic peptide from human AhR (aa2-51).
Antigen Modification	aa2-51
Preparation and Storage	Store at -20 degree C for up to one year.

IMAGES

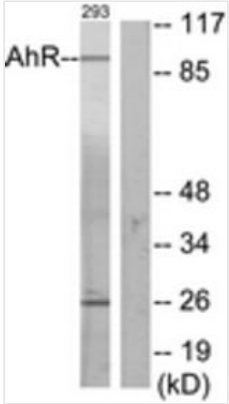

WB (Western Blot)
Western blot of extracts from 293 cells, using AhR (Ab-36) Antibody. The lane on the right is treated with the synthesized peptide.

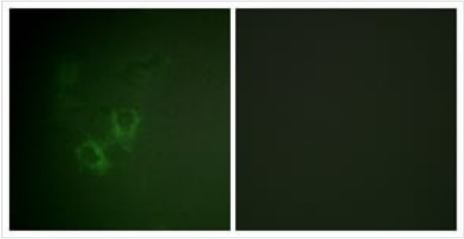

IF (Immunofluorescence)
Immunofluorescence of HeLa cells, using AhR (Ab-36) Antibody. The picture on the right is treated with the synthesized peptide.

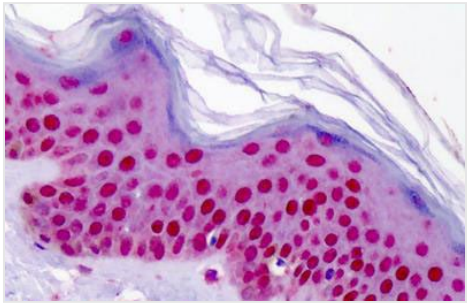

IHC (Immunohiostchemistry)
Anti-Aryl Hydrocarbon Receptor antibody IHC of human skin. Immunohistochemistry of formalin-fixed, paraffin-embedded tissue after heat-induced antigen retrieval. Antibody concentration 5 ug/ml.

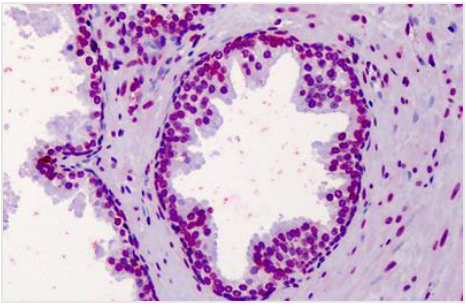

IHC (Immunohistochemistry)
Anti-Aryl Hydrocarbon Receptor antibody IHC of human prostate. Immunohistochemistry of formalin-fixed, paraffin-embedded tissue after heat-induced antigen retrieval. Antibody concentration 5 ug/ml.

ADDITIONAL INFORMATION

Related Product Information for anti-AHR antibody	Aryl hydrocarbon receptor is a ligand-activated transcription factor involved in the regulation of biological responses to planar aromatic hydrocarbons. AHR has been shown to regulate xenobiotic-metabolizing enzymes such as cytochrome P450.

NCBI AND UNIPROT INFORMATION

NCBI GI #	4502003
NCBI GeneID	196
NCBI Accession #	NP_001612.1
NCBI GenBank Nucleotide #	NM_001621.4
UniProt Accession #	P35869; Q13728; Q13803; Q13804; A4D130
Molecular Weight	96,147 Da
NCBI Official Full Name	aryl hydrocarbon receptor
NCBI Official Synonym Full Names	aryl hydrocarbon receptor
NCBI Official Symbol	AHR
NCBI Official Synonym Symbols	bHLHe76
NCBI Protein Information	aryl hydrocarbon receptor; AH-receptor; ah receptor; aromatic hydrocarbon receptor; class E basic helix-loop-helix protein 76

UniProt Protein Name	Aryl hydrocarbon receptor
UniProt Gene Name	**AHR**
UniProt Synonym Gene Names	BHLHE76; Ah receptor; AhR; bHLHe76
UniProt Entry Name	AHR_HUMAN

For Research Use Only. Not for use in diagnostic or therapeutic procedures. Small volumes of product may become entrapped in the seal of the vial during shipment and storage; if necessary, briefly centrifuge the vial on a tabletop centrifuge to dislodge any liquid in the cap.

AAA Biotech | Tel: +1 (619) 604-9440 | Fax: +1 (619) 604-9441 | contact@aaabiotech.com
Online datasheet: https://www.aaabiotech.com/polyclonal/ahr-antibody-western-blot-immunofluorescence-immunohistochemistry-elisa/52015