FGFR2 alpha (IIIb) Recombinant Protein | FGFR2alpha recombinant protein

Biotinylated Human FGFR2 alpha (IIIb) Protein Recombinant

CATALOG #	HOST
AAA76294	**HEK293 cells (Note: Host protein expression may be lot-specific and can be subject to change during production, including bulk orders.)**

PRODUCT SYNONYMS

FGFR2 alpha (IIIb); Biotinylated Human FGFR2 alpha (IIIb) Protein Recombinant; FGFR2alpha recombinant protein

PRODUCT SPECIFICATIONS

Host	HEK293 cells (Note: Host protein expression may be lot-specific and can be subject to change during production, including bulk orders.)
Purity/Purification	>95%, as determined by SDS-PAGE and HPLC
Form/Format	Recombinant Human FGFR2 alpha (IIIb) was lyophilized from 0.2 um filtered PBS solution pH7.4
Source	DNA sequence encoding Human FGFR2 alpha (IIIb) including a C-His-Avi tag was expressed in HEK293 Cells.The recombinant protein was then biotinylated site specific using the AVItag biotinylation technology.
Endotoxin	Endotoxin content was assayed using a LAL gel clot method. Endotoxin level was found to be less than 0.1 ng/ug (1EU/ug).
Molecular Function	Heparin-binding, Transferase, Receptor
Reconstitution	Centrifuge vial to ensure maximal product extraction, recommended: 20sec, 5K RPM
Preparation and Storage	The lyophilized protein is stable for at least 2 years from date of receipt at-20 degree C.

IMAGES

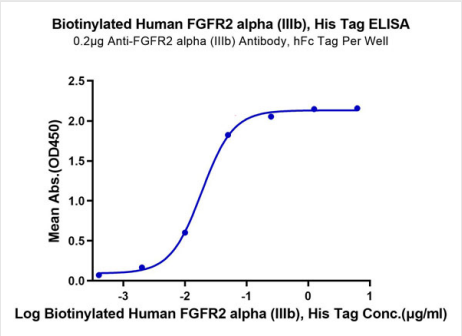

ELISA
Biotinylated Human FGFR2 alpha (IIIb) Protein ELISA DataImmobilized Anti-FGFR2 alpha (IIIb) Antibody, hFc Tag at 2?g/ml (100?l/well) on the plate. Dose response curve for Biotinylated Human FGFR2 alpha (IIIb) , His Tag with the EC50 of 18.7ng/ml determined by ELISA.

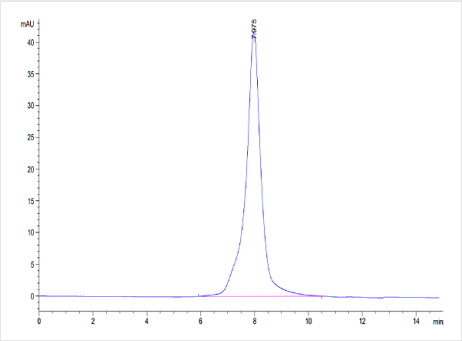

Application Data
Biotinylated Human FGFR2 alpha (IIIb) Protein SEC-HPLCThe purity of Biotinylated Human FGFR2 alpha (IIIb) is greater than 95% as determined by SEC-HPLC.

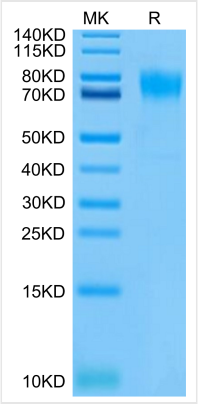

Tris-Bis-PAGE
Biotinylated Human FGFR2 alpha (IIIb) Protein Tris-Bis PAGEBiotinylated Human FGFR2 alpha (IIIb) on Tris-Bis PAGE under reduced conditions. The purity is greater than 95%.

ADDITIONAL INFORMATION

Product Categories/Family for FGFR2alpha recombinant protein	Biotinylated proteins

NCBI AND UNIPROT INFORMATION

NCBI GI #	221316639
NCBI GeneID	2263
NCBI Accession #	NP_000132.3
NCBI GenBank Nucleotide #	NM_000141.4
UniProt Accession #	P21802; P09038 FGF2_HUMAN; P10767 FGF6_HUMAN; P21781 FGF7_HUMAN; O15520 FGF10_HUMAN; P01730 CD4_HUMAN; P05230 FGF1_HUMAN; P11487; P31371 FGF9_HUMAN; P50281
Molecular Weight	92,025 Da
NCBI Official Full Name	fibroblast growth factor receptor 2 isoform 1
NCBI Official Synonym Full Names	fibroblast growth factor receptor 2
NCBI Official Symbol	FGFR2
NCBI Official Synonym Symbols	BEK; JWS; BBDS; CEK3; CFD1; ECT1; KGFR; TK14; TK25; BFR-1; CD332; K-SAM
NCBI Protein Information	fibroblast growth factor receptor 2; FGFR-2; FGF receptor; soluble FGFR4 variant 4; bacteria-expressed kinase; hydroxyaryl-protein kinase; keratinocyte growth factor receptor; BEK fibroblast growth factor receptor; protein tyrosine kinase, receptor like 1
UniProt Protein Name	Fibroblast growth factor receptor 2
UniProt Gene Name	**FGFR2**
UniProt Synonym Gene Names	BEK; KGFR; KSAM; FGFR-2; KGFR
UniProt Entry Name	FGFR2_HUMAN

For Research Use Only. Not for use in diagnostic or therapeutic procedures. Small volumes of product may become entrapped in the seal of the vial during shipment and storage; if necessary, briefly centrifuge the vial on a tabletop centrifuge to dislodge any liquid in the cap.

AAA Biotech | Tel: +1 (619) 604-9440 | Fax: +1 (619) 604-9441 | contact@aaabiotech.com
Online datasheet: https://www.aaabiotech.com/fgfr2-recombinant-protein-hek293/76294